



## **Descriptive Summary of 2017 Assessment Roundtable Engagement Survey**

---

**Prepared by: Office of University Assessment**

Florida Agricultural and Mechanical University

659 Ardelia Court

Tallahassee, FL 32307

[assessment@famu.edu](mailto:assessment@famu.edu)

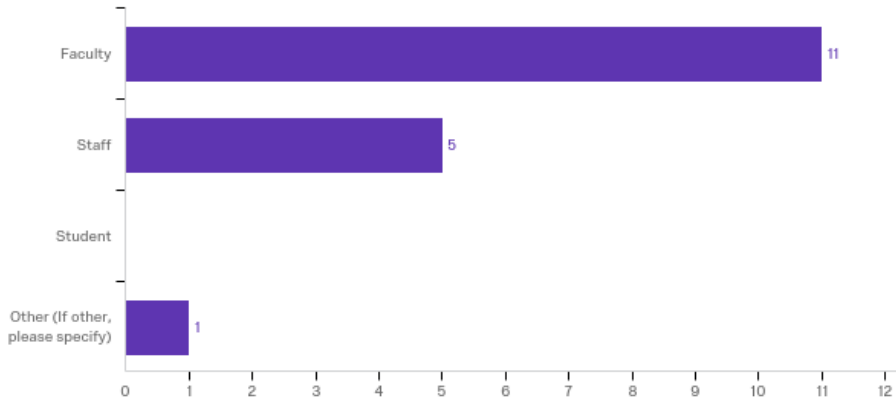
Phone: (850) 412-5265

## ***Overview of Report***

The 2017 Assessment Roundtable was held on **March 15<sup>th</sup>, 2017**. An engagement survey designed to gauge participants' perceptions of their experiences was administered following the Round Table.

Reminder correspondence was sent to participants who did not respond to the initial mailing. The survey officially closed on March 31<sup>st</sup>, 2017. Our attendance record indicated that **(N=27)** individuals participated in the 2017 Assessment Roundtable. Of this proportion, **(n=17)** attendees participated in the engagement survey, representing an overall response rate of **63%**. Following is a descriptive summary of the findings.

## 1) What is your current position/status?

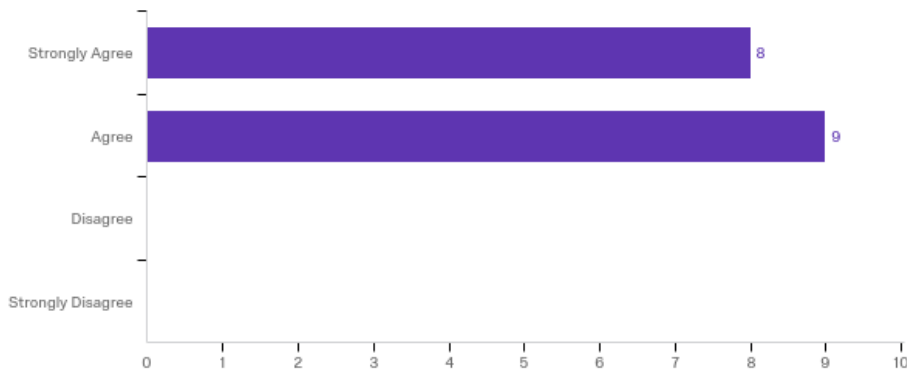


Answer	%	Count
Faculty	64.71%	11
Staff	29.41%	5
Student	0.00%	0
Other (If other, please specify)	5.88%	1
Total	100%	17

Other (If other, please specify)

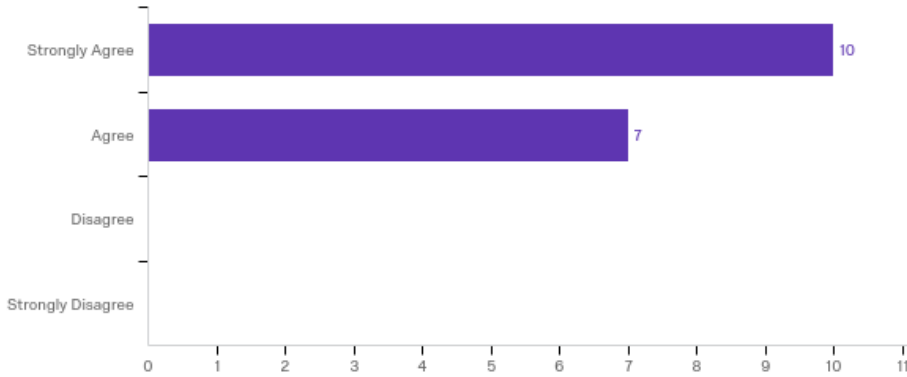
Administration

## 2) The presentation materials provided were adequate.



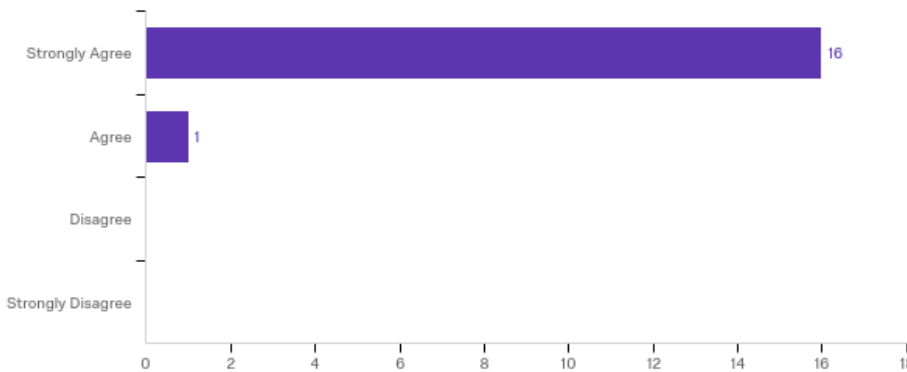
Answer	%	Count
Strongly Agree	47.06%	8
Agree	52.94%	9
Disagree	0.00%	0
Strongly Disagree	0.00%	0
Total	100%	17

### 3) The facilities were conducive to learning.



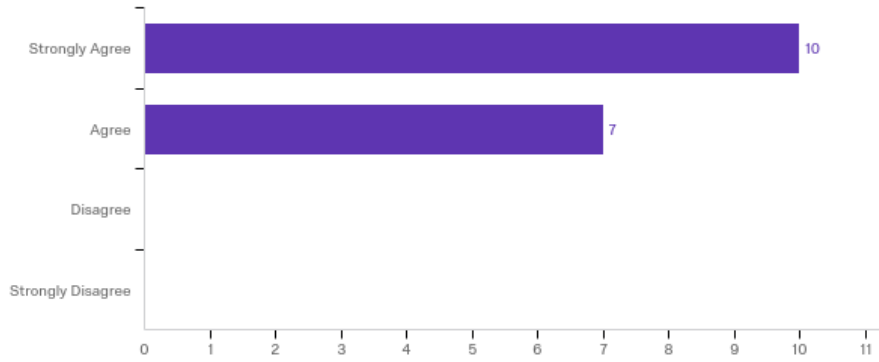
Answer	%	Count
Strongly Agree	58.82%	10
Agree	41.18%	7
Disagree	0.00%	0
Strongly Disagree	0.00%	0
Total	100%	17

### 4) The speaker(s) seemed knowledgeable of the topics.



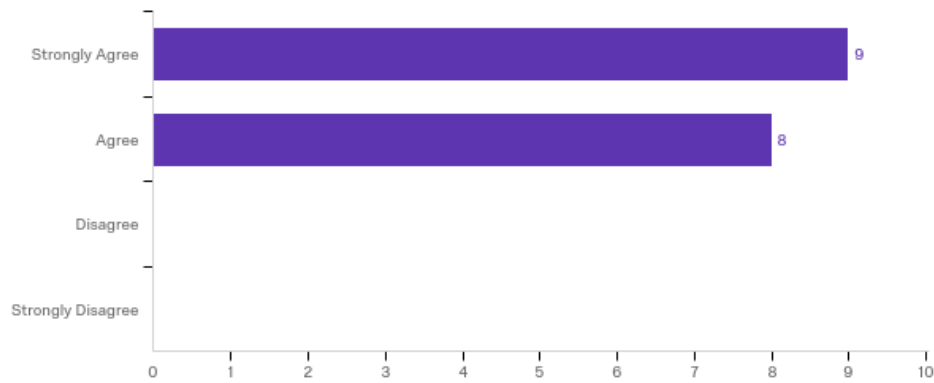
Answer	%	Count
Strongly Agree	94.12%	16
Agree	5.88%	1
Disagree	0.00%	0
Strongly Disagree	0.00%	0
Total	100%	17

**5) The discussion topics were relevant and interesting.**



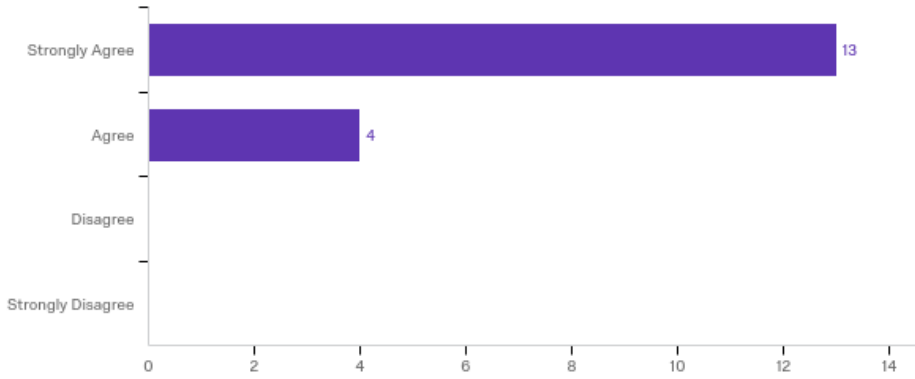
Answer	%	Count
Strongly Agree	58.82%	10
Agree	41.18%	7
Disagree	0.00%	0
Strongly Disagree	0.00%	0
Total	100%	17

**6) The knowledge and skills I learned will be useful in my job.**



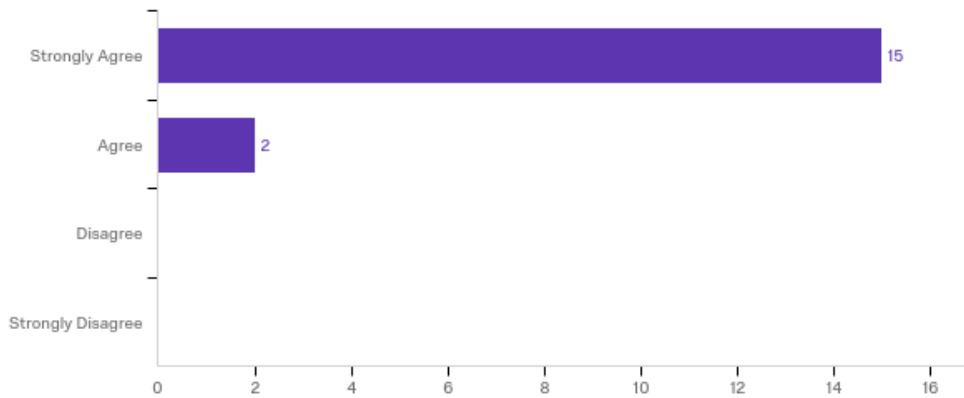
Answer	%	Count
Strongly Agree	52.94%	9
Agree	47.06%	8
Disagree	0.00%	0
Strongly Disagree	0.00%	0
Total	100%	17

**7) The event was well organized.**



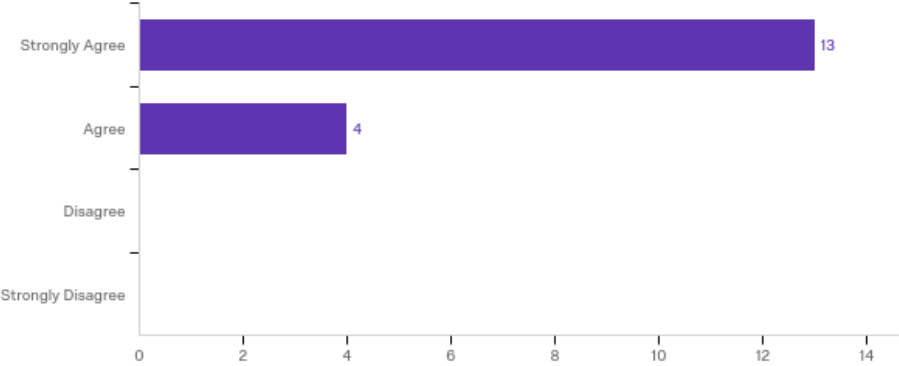
Answer	%	Count
Strongly Agree	76.47%	13
Agree	23.53%	4
Disagree	0.00%	0
Strongly Disagree	0.00%	0
Total	100%	17

**8) The event staff was helpful and courteous.**



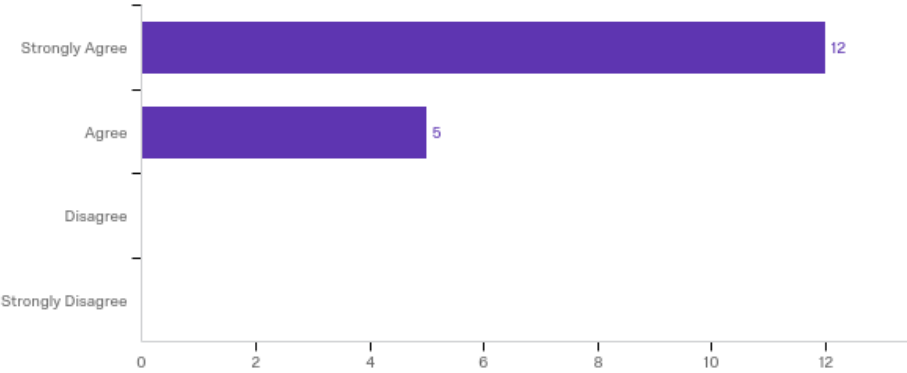
Answer	%	Count
Strongly Agree	88.24%	15
Agree	11.76%	2
Disagree	0.00%	0
Strongly Disagree	0.00%	0
Total	100%	17

**9) I will attend future assessment events/forums organized by the Office of University Assessment.**



Answer	%	Count
Strongly Agree	76.47%	13
Agree	23.53%	4
Disagree	0.00%	0
Strongly Disagree	0.00%	0
Total	100%	17

**10) Overall, I am satisfied with the quality of the Roundtable event.**



Answer	%	Count
Strongly Agree	70.59%	12
Agree	29.41%	5
Disagree	0.00%	0
Strongly Disagree	0.00%	0
Total	100%	17

## 11) What was the most beneficial aspect of the Roundtable event?

<i>Information from the Office of Institutional Research regarding the interactive reporting tool.</i>
<i>Receiving ideas from colleagues concerning methods of teaching in the classroom.</i>
<i>I was most impressed with the presentation regarding Online Classes.</i>
<i>All of the information was very beneficial, but the part I enjoyed most was the School of Business and Industry and Dr. Janelle Robinson "Best Practices in Hybrid and Online Learning. Also, Dr. Edington "SACSCIC."</i>
<i>Provided new perspectives for how the practice of assessment can be of great value, and not a required activity.</i>
<i>I thoroughly enjoyed the innovative teaching presentation.</i>
<i>Up-to-date information from key administrative positions</i>
<i>Strategic Planning and Updates from Institutional Effectiveness</i>
<i>Overview of the new Division of Strategic Planning, Analysis, and Institutional Effectiveness</i>
<i>The association between assessment and accreditation.</i>
<i>Best practices in the classroom and in assessment instructional programs</i>
<i>The wide variety of perspectives on university assessment.</i>
<i>University Assessment, QEP, and Strategic Planning presentations</i>

*Note: All comments are authentic and have not been edited.*

## 12) What else if any, would you have liked to be covered at the Roundtable event?

<i>More information on how to create assessment surveys and measuring tools and ways if crating or finding assessment surveys on campus.</i>
<i>Would like to learn more about the use of assessment in managing student academic programs.</i>
<i>I would like for OIR to discuss how college specific queries can be recreated.</i>
<i>I cannot think of anything to add</i>
<i>Nothing at this time.</i>
<i>The use of benchmarks.</i>
<i>Effective Communications</i>

*Note: All comments are authentic and have not been edited.*

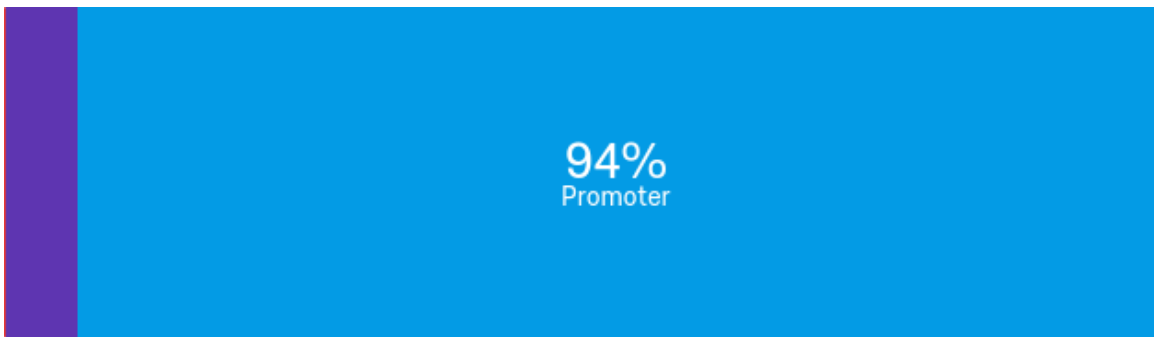


### 13) Please provide any other general feedback about the Roundtable event?

<i>The round table event assists with buy in to the assessment process and helps to to update annual assessment progress.</i>
<i>If the presentations were available prior to the class, i would have been able to follow better.</i>
<i>Does the university have a survey bank which an employee could go to find surveys? I really enjoyed being invited in the meeting and thanks for opening it up to all staff members.</i>
<i>It was a great environment for discussion and feedback among the participants.</i>
<i>I think a 10-15 minute break should be given at least after 1 1/2 hour. 9:00 - 12:00 of continuous presentations is a bit much.</i>
<i>Very well organized and plenty of time for interaction.</i>
<i>It was a great workshop and it gets better every year.</i>
<i>Please incorporate breaks.</i>

Note: All comments are authentic and have not been edited.

### 14) How likely are you to recommend this Roundtable event to other colleagues?



■ Detractor ■ Passive ■ Promoter

