

## Finance 2025-26

Institution: Florida Agricultural and Mechanical University (133650)

User ID: P1336506

### Overview

#### Overview

The purpose of the IPEDS Finance component is to collect basic financial information from items associated with the institution's General Purpose Financial Statements.

#### Data Reporting Reminder:

- Report data to accurately reflect the time period corresponding with the IPEDS survey component, even if such reporting is seemingly inconsistent with prior-year reporting.

#### Changes to reporting:

- No changes for the 2025-26 data collection period.

#### Resources:

- To download the survey materials for this component: [Survey Materials](#)
- To access your prior year data submission for this component: [Reported Data](#)

If you have questions about completing this survey, please contact the **IPEDS Help Desk at (877) 225-2568**.

## Finance - Public Institutions' Reporting Standard

### Reporting Standard

**Please indicate which reporting standards are used to prepare your financial statements:**

- GASB (Governmental Accounting Standards Board), using standards of GASB 34 & 35
- FASB (Financial Accounting Standards Board)

Please consult your business officer for the correct response before saving this screen. Your response to this question will determine the forms you will receive for reporting finance data.

**General Information: GASB-Reporting Institutions (aligned form)**

Reporting Reminder:

- To the extent possible, the finance data requested in this report should be provided from your institution's audited General Purpose Financial Statements (GPFS).
- Please refer to the instructions specific to each screen of the survey for details and references.

**1. Fiscal Year Calendar**

This report covers financial activities for the 12-month fiscal year: (The fiscal year reported should be the most recent fiscal year ending before October 1, 2025.)

Beginning: month/year (MMYYYY)	Month: <input type="text" value="7"/>	Year: <input type="text" value="2024"/>
And ending: month/year (MMYYYY)	Month: <input type="text" value="6"/>	Year: <input type="text" value="2025"/>

**2. Audit Opinion**

Did your institution receive an unqualified opinion on its General Purpose Financial Statements from your auditor for the fiscal year noted above? (If your institution is audited only in combination with another entity, answer this question based on the audit of that entity.)

- Unqualified
- i** Qualified (Explain in box below)
- Don't know OR in progress (Explain in box below)

**3. Reporting Model**

GASB Statement No. 34 offers three alternative reporting models for special-purpose governments like colleges and universities. Which model is used by your institution?

- Business-type activities
- Governmental Activities
- Governmental Activities with Business-Type Activities

**4. Intercollegiate Athletics**

Does your institution participate in intercollegiate athletics?

- No
- Yes - answer part a and b below

a) Are the intercollegiate athletics expenses accounted for as? [check all that apply]

- Auxiliary enterprises
- Student services
- Other (specify in box below)

b) Does your institution have intercollegiate athletics revenue?

- No
- Yes - select category(s) where these revenues are included [check all that apply]

- Sales and services of educational activities
- Sales and services of auxiliary enterprises
- Other (specify in box below)

**5. Endowment Assets**

Does this institution or any of its foundations or other affiliated organizations own endowment assets?

- No
- Yes - (report details of endowment net assets)

**6. Pension**


Does your institution include defined benefit pension liabilities, expenses, and/or deferrals in its General Purpose Financial Statements?

- No
- i** Yes

**7. Postemployment Benefits Other than Pension (OPEB)**

Does your institution include postemployment benefits other than pension (OPEB) liabilities, expenses, and/or deferrals in its General Purpose Financial Statements?


- No  
 Yes

 You may use the box below to provide additional context for the data you have reported above. Context notes will be posted on the College Navigator website. Therefore, you should write all context notes using proper grammar (e.g., complete sentences with punctuation) and common language that can be easily understood by students and parents (e.g., spell out acronyms).

Audit of Financial Statements are not complete yet.


Part A - Statement of Net Position Page 1

Fiscal Year: July 1, 2024 - June 30, 2025			
If your institution is a parent institution then the amounts reported in Parts A and D should include ALL of your child institutions			
Line no.		Current year amount	Prior year amount
<b><u>Assets</u></b>			
01	Total <u>current assets</u>	184,981,737	162,093,020
31	Depreciable <u>capital assets</u> , net of depreciation	623,773,714	620,452,507
04	Other noncurrent assets CV=[A05-A31]	204,908,284	77,786,830
05	Total <u>noncurrent assets</u>	828,681,998	698,239,337
06	<b>Total assets</b> CV=(A01+A05)	<b>1,013,663,735</b>	<b>860,332,357</b>
19	<b><u>Deferred outflows of resources</u></b>	41,796,488	40,236,977
<b><u>Liabilities</u></b>			
07	<u>Long-term debt, current portion</u>		0
08	Other current liabilities CV=(A09-A07)	76,564,906	55,479,896
09	Total <u>current liabilities</u>	76,564,906	55,479,896
10	<u>Long-term debt</u>	55,249,283	2,449,252
11	Other noncurrent liabilities CV=(A12-A10)	203,490,623	188,850,477
12	Total <u>noncurrent liabilities</u>	258,739,906	191,299,729
13	<b>Total liabilities</b> CV=(A09+A12)	<b>335,304,812</b>	<b>246,779,625</b>
20	<b><u>Deferred inflows of resources</u></b>	36,832,990	40,061,511
<b><u>Net Position</u></b>			
14	<u>Invested in capital assets, net of related debt</u>	733,859,377	672,938,328
15	<u>Restricted-expendable</u>	7,667,835	17,800,833
16	<u>Restricted-nonexpendable</u>		0
17	<u>Unrestricted</u> CV=[A18-(A14+A15+A16)]	☑ -58,204,791	-77,010,963
18	<b><u>Net position</u></b> CV=[(A06+A19)-(A13+A20)]	<b>683,322,421</b>	<b>613,728,198</b>

 You may use the box below to provide additional context for the data you have reported above. Context notes will be posted on the College Navigator website. Therefore, you should write all context notes using proper grammar (e.g., complete sentences with punctuation) and common language that can be easily understood by students and parents (e.g., spell out acronyms).

Part A - Statement of Net Position Page 2

Fiscal Year: July 1, 2024 - June 30, 2025			
Line No.	Description	Ending balance	Prior year Ending balance
<b>Capital Assets</b>			
21	<u>Land and land improvements</u>	25,369,275	25,369,275
22	<u>Infrastructure</u>	112,964,932	114,965,817
23	<u>Buildings</u>	742,906,873	738,667,140
32	Equipment, including art and <u>library collections</u>	165,630,162	156,656,164
27	<u>Construction in progress</u>	160,644,617	51,008,262
	<b>Total for Plant, Property and Equipment CV = (A21+ .. A27)</b>	<b>1,207,515,859</b>	<b>1,086,666,658</b>
28	<u>Accumulated depreciation</u>	413,716,016	390,359,751
33	Intangible assets, net of accumulated amortization	12,115,536	728,668
34	Other capital assets	1,443,296	837,103


 You may use the box below to provide additional context for the data you have reported above. Context notes will be posted on the College Navigator website. Therefore, you should write all context notes using proper grammar (e.g., complete sentences with punctuation) and common language that can be easily understood by students and parents (e.g., spell out acronyms).

Part D - Summary of Changes In Net Position

Fiscal Year: July 1, 2024 - June 30, 2025


If your institution is a parent institution then the amounts reported in Parts A and D should include ALL of your child institutions

Line No.	Description	Current year amount	Prior year amount
01	Total revenues and other additions for this institution <b>AND all of its child institutions</b>	412,052,304	374,974,668
02	Total expenses and deductions for this institution <b>AND all of its child institutions</b>	375,092,828	393,884,638
03	Change in net position during year <b>CV=(D01-D02)</b>	36,959,476	-18,909,970
04	<u>Net position</u> beginning of year for this institution <b>AND all of its child institutions</b>	613,728,198	632,638,168
05	<u>Adjustments to beginning net position</u> and other gains or losses <b>CV=[D06-(D03+D04)]</b>	<input checked="" type="checkbox"/> 32,634,747	0
06	Net position end of year for this institution <b>AND all of its child institutions (from A18)</b>	683,322,421	613,728,198

 You may use the box below to provide additional context for the data you have reported above. Context notes will be posted on the College Navigator website. Therefore, you should write all context notes using proper grammar (e.g., complete sentences with punctuation) and common language that can be easily understood by students and parents (e.g., spell out acronyms).

Part E-1 - Scholarships and Fellowships

Fiscal Year: July 1, 2024 - June 30, 2025			
Do not report Federal Direct Student Loans (FDSL) anywhere in this section.			
Line No.	Scholarships and Fellowships	Current year amount	Prior year amount
01	<u>Pell grants</u> (federal)	32,335,196	28,019,794
02	<u>Other federal grants</u> (Do NOT include FDSL amounts)	1,278,763	1,401,277
03	<u>Grants by state government</u>	7,653,493	3,737,743
04	<u>Grants by local government</u>	0	0
05	<u>Institutional grants from restricted resources</u>	0	0
06	<u>Institutional grants from unrestricted resources</u> CV=[E07-(E01+...+E05)]	37,819,591	39,162,755
07	Total revenue that funds scholarships and fellowships	79,087,043	72,321,569
<b>Discounts and Allowances</b>			
08	<u>Discounts and allowances</u> applied to <u>tuition and fees</u>	57,351,050	43,948,538
09	<u>Discounts and allowances</u> applied to sales and services of <u>auxiliary enterprises</u>	11,431,760	0
10	Total discounts and allowances CV=(E08+E09)	68,782,810	43,948,538
11	Net scholarships and fellowships expenses after deducting discounts and allowances CV= (E07-E10) <b>This amount will be carried forward to C10 of the expense section.</b>	10,304,233	28,373,031

 You may use the box below to provide additional context for the data you have reported above. Context notes will be posted on the College Navigator website. Therefore, you should write all context notes using proper grammar (e.g., complete sentences with punctuation) and common language that can be easily understood by students and parents (e.g., spell out acronyms).

Part E-2 - Sources of Discounts and Allowances

Fiscal Year: July 1, 2024 - June 30, 2025							
Line No.	Source of Discounts and Allowances	Amount of Source Applied to:					
		Tuition and fees discounts allowances		Auxiliary enterprises discounts allowances		Total discounts allowances	
		Current year amount	Prior year amount	Current year amount	Prior year amount	Current year amount	Prior year amount
12	Pell grants (federal)	32,471,363	28,019,794	0	0	32,471,363	28,019,794
13	Other federal grants (Do NOT include FDSL amounts)	1,150,101	1,401,277	0	0	1,150,101	1,401,277
14	Grants by state government	3,644,133	3,737,743	0	0	3,644,133	3,737,743
15	Grants by local government	0	0	0	0	0	0
16	Endowments and gifts	0	0	0	0	0	0
17	Other institutional sources CV=[E18-(E12+E13+ ... +E16)]	20,085,453	10,789,724	11,431,760	0	31,517,213	10,789,724
18	Total (from Part E1 line 8, 9 and 10)	57,351,050	43,948,538	11,431,760	0	68,782,810	43,948,538

Part B - Revenues and Other Additions, Page 1


Fiscal Year: July 1, 2024 - June 30, 2025			
Line No.	Source of Funds	Current year amount	Prior year amount
<u>Operating Revenues</u>			
01	<u>Tuition and fees</u> , after deducting <u>discounts &amp; allowances</u>	23,725,618	43,367,315
Grants and contracts - operating			
02	Federal operating grants and contracts	79,566,249	68,919,082
03	State operating grants and contracts	16,653,053	18,497,429
04	Local government/private operating grants and contracts	<b>3,337,347</b>	<b>3,984,246</b>
04a	Local government operating grants and contracts	0	0
04b	Private operating grants and contracts	3,337,347	3,984,246
05	Sales and services of <u>auxiliary enterprises</u> , after deducting <u>discounts and allowances</u>	26,077,826	33,548,072
06	Sales and services of hospitals, after deducting <u>patient contractual allowances</u>		0
26	<u>Sales and services of educational activities</u>		0
07	<u>Independent operations</u>		0
08	Other sources - operating CV=[B09-(B01+ ...+B07)]	<b>9,603,435</b>	<b>11,377,677</b>
09	Total operating revenues	158,963,528	179,693,821

Part B - Revenues and Other Additions, Page 2

Fiscal Year: July 1, 2024 - June 30, 2025			
Line No.	Source of funds	Current year amount	Prior year amount
<u>Nonoperating Revenues</u>			
10	Federal <u>appropriations</u>		0
11	State <u>appropriations</u>	156,548,550	126,582,734
12	<u>Local appropriations, education district taxes, and similar support</u>		0
Grants-nonoperating			
13	Federal nonoperating grants <b>Do NOT include Federal Direct Student Loans</b>	43,619,031	33,108,094
14	State nonoperating grants		0
15	Local government nonoperating grants		0
16	<u>Gifts, including contributions from affiliated organizations</u>	5,795,572	6,485,808
17	<u>Investment income</u>	3,509,170	3,773,032
18	Other nonoperating revenues CV=[B19-(B10+...+B17)]	1,152,298	627,774
19	Total nonoperating revenues	210,624,621	170,577,442
27	Total operating and nonoperating revenues CV=[B19+B09]	369,588,149	350,271,263
28	<u>12-month Student FTE from E12</u>	9,076	9,008
29	Total operating and nonoperating revenues per student FTE CV=[B27/B28]	40,721	38,884

Part B - Revenues and Other Additions, Page 3

Fiscal Year: July 1, 2024 - June 30, 2025			
Line No.	Source of funds	Current year amount	Prior year amount
Other Revenues and Additions			
20	<u>Capital appropriations</u>	41,641,790	24,697,444
21	<u>Capital grants and gifts</u>	822,365	5,961
22	<u>Additions to permanent endowments</u>	<input checked="" type="checkbox"/> 0	0
23	Other revenues and additions CV=[B24-(B20+...+B22)]	0	0
24	Total other revenues and additions CV=[B25-(B9+B19)]	42,464,155	24,703,405
25	Total all revenues and other additions	412,052,304	374,974,668

 You may use the box below to provide additional context for the data you have reported above. Context notes will be posted on the College Navigator website. Therefore, you should write all context notes using proper grammar (e.g., complete sentences with punctuation) and common language that can be easily understood by students and parents (e.g., spell out acronyms).

Part C-1 - Expenses and Other Deductions by Functional Classification


Fiscal Year: July 1, 2024 - June 30, 2025

Report Total Operating AND Nonoperating Expenses in this section

Line No.	Expense: Functional Classifications	Total amount	Prior Year Total Amount	Salaries and wages	Prior Year Salaries and wages
		(1)		(2)	
01	<u>Instruction</u>	95,845,854	96,208,641	67,031,002	58,911,791
02	<u>Research</u>	51,858,002	36,624,650	19,545,927	17,045,920
03	<u>Public service</u>	590,584	448,892	202,489	174,538
05	<u>Academic support</u>	69,005,149	69,354,394	32,968,480	38,879,369
06	<u>Student services</u>	12,161,081	13,096,275	5,360,100	5,401,303
07	<u>Institutional support</u>	41,015,522	46,884,094	24,856,510	22,055,292
10	<u>Scholarships and fellowships expenses</u> , net of <u>discounts and allowances</u> (from Part E-1, line 11)	10,304,233	28,373,031		
11	<u>Auxiliary enterprises</u>	37,966,378	47,218,642	12,885,591	13,211,212
12	<u>Hospital services</u>	0	0		0
13	<u>Independent operations</u>	0	0		0
14	Other Functional Expenses and deductions CV=[C19-(C01+...+C13)]	56,346,025	55,676,019	11,860,811	7,774,703
19	<b>Total expenses and deductions</b>	375,092,828	393,884,638	174,710,910	163,454,128


Part C-2 - Expenses and Other Deductions by Natural Classification

Fiscal Year: July 1, 2024 - June 30, 2025			
Line No.	Expense: Natural Classifications	Total Amount	Prior year amount
19-2	<u>Salaries and Wages</u> (from Part C-1, Column 2 line 19).	174,710,910	163,454,128
19-3	<u>Benefits</u>	54,324,744	67,782,889
19-4	<u>Operation and Maintenance of Plant</u> (as a natural expense)	24,083,143	24,338,080
19-5	<u>Depreciation</u>	29,962,536	23,330,243
19-6	<u>Interest</u>	785,981	684,608
19-7	<u>Other Natural Expenses and Deductions</u> CV=[C19-1 - (C19-2 + ... + C19-6)]	91,225,514	114,294,690
19-1	<b>Total Expenses and Deductions</b> <b>(from Part C-1, Line 19)</b>	375,092,828	393,884,638
20-1	<u>12-month Student FTE</u> (from E12 survey).	9,076	9,008
21-1	Total expenses and deductions per student FTE CV=[C19-1/C20-1]	<b>41,328</b>	43,726

 You may use the box below to provide additional context for the data you have reported above. Context notes will be posted on the College Navigator website. Therefore, you should write all context notes using proper grammar (e.g., complete sentences with punctuation) and common language that can be easily understood by students and parents (e.g., spell out acronyms).


Part M-1 - Pension Information

Fiscal Year: July 1, 2024 - June 30, 2025			
Line No.	Description	Current year amount	Prior Year amount
01	Pension expense	<input checked="" type="checkbox"/> 7,143,979	26,572,157
02	Net Pension liability	102,105,975	107,759,469
03	Deferred inflows related to pension	<input checked="" type="checkbox"/> 12,045,506	6,601,735
04	Deferred outflows related to pension	31,086,789	29,014,534

 You may use the box below to provide additional context for the data you have reported above. Context notes will be posted on the College Navigator website. Therefore, you should write all context notes using proper grammar (e.g., complete sentences with punctuation) and common language that can be easily understood by students and parents (e.g., spell out acronyms).


Part M-2 - Postemployment Benefits Other than Pension (OPEB) Information

Fiscal Year: July 1, 2024 - June 30, 2025			
Line No.	Description	Current year amount	Prior Year amount
05	OPEB expense	<input checked="" type="checkbox"/> <input type="text" value="2,419,555"/>	4,656,944
06	Net OPEB liability	<input type="text" value="47,778,063"/>	47,778,063
07	Deferred inflows related to OPEB	<input type="text" value="24,787,484"/>	33,459,776
08	Deferred outflows related to OPEB	<input type="text" value="10,709,698"/>	11,222,443

 You may use the box below to provide additional context for the data you have reported above. Context notes will be posted on the College Navigator website. Therefore, you should write all context notes using proper grammar (e.g., complete sentences with punctuation) and common language that can be easily understood by students and parents (e.g., spell out acronyms).


Part H - Details of Endowment Net Assets

Fiscal Year: July 1, 2024 - June 30, 2025			
Include not only endowment net assets held by the institution, but any assets held by private foundations affiliated with the institution.			
Line No.	Value of Endowment Net Assets	Market Value	Prior Year Amounts
01	Value of endowment net assets at the beginning of the fiscal year	101,700,975	97,517,038
02	Value of endowment net assets at the end of the fiscal year	104,696,360	101,700,975
03	Change in value of endowment net assets CV=[H02-H01]	2,995,385	4,183,937
	03a New gifts and additions	2,995,385	4,183,937
	03b Endowment net investment return	0	0
	03c Spending distribution for current use	0	0
	03d Other CV=[H03-(H03a+H03b+H03c)]	0	0

 You may use the box below to provide additional context for the data you have reported above. Context notes will be posted on the College Navigator website. Therefore, you should write all context notes using proper grammar (e.g., complete sentences with punctuation) and common language that can be easily understood by students and parents (e.g., spell out acronyms).

Part N - Financial Health

Fiscal Year: July 1, 2024 - June 30, 2025			
Line No.	Description <i>(If your institution is a parent institution then the amounts reported should include ALL of your child institutions. Include amounts for the institution's GASB and FASB component units.)</i>	Current year amount	Prior year amount
01	Operating income (Loss) + net nonoperating revenues (expenses)	-5,504,679	-43,613,375
02	Operating revenues + nonoperating revenues	369,588,149	374,974,668
03	Change in net position	36,959,476	-18,909,970
04	Net position	683,322,421	613,728,198
05	Expendable net assets	<input checked="" type="checkbox"/> 7,667,835	17,800,833
06	Plant-related debt	0	0
07	Total expenses	375,092,828	393,884,638

 You may use the box below to provide additional context for the data you have reported above. Context notes will be posted on the College Navigator website. Therefore, you should write all context notes using proper grammar (e.g., complete sentences with punctuation) and common language that can be easily understood by students and parents (e.g., spell out acronyms).


Part J - Revenue Data for the Census Bureau

Fiscal Year: July 1, 2024 - June 30, 2025					
Source and type	Amount				
	Total for all funds and operations (includes endowment funds, but excludes component units)	Education and general/independent operations	Auxiliary enterprises	Hospitals	Agriculture extension/experiment services
	(1)	(2)	(3)	(4)	(5)
01 Tuition and fees	81,076,668	81,076,668			
02 Sales and services	47,113,021	9,603,435	37,509,586		
03 Federal grants/contracts (excludes Pell Grants)	79,566,249	79,566,249			
Revenue from the state government:					
04 State appropriations, current & capital	198,190,340	198,190,340			
05 State grants and contracts	16,653,053	16,653,053			
Revenue from local governments:					
06 Local appropriation, current & capital	0				
07 Local government grants/contracts	3,337,347	3,337,347			
08 Receipts from property and non-property taxes					
09 Gifts and private grants, NOT including capital grants	5,795,572				
10 Interest earnings	2,962,192				
11 Dividend earnings					
12 Realized capital gains					

You may use the box below to provide additional context for the data you have reported above. Context notes will be posted on the College Navigator website. Therefore, you should write all context notes using proper grammar (e.g., complete sentences with punctuation) and common language that can be easily understood by students and parents (e.g., spell out acronyms).


Part K - Expenditure Data for the Census Bureau

Fiscal Year: July 1, 2024 - June 30, 2025						
Category		Total for all funds and operations (includes endowment funds, but excludes component units)	Education and general/ independent operations	Auxiliary enterprises	Hospitals	Agriculture extension/ experiment services
		(1)	(2)	(3)	(4)	(5)
02	Employee benefits, total	54,324,744	50,122,636	4,202,108		
03	Payment to state retirement funds (may be included in line 02 above)	13,181,549	12,025,433	1,156,116		
04	Current expenditures <b>including</b> salaries	375,092,828	337,126,450	37,966,378		
Capital outlays						
05	Construction	116,633,171	116,633,171			
06	Equipment purchases	11,617,695	11,407,278	210,417		
07	Land purchases	0				
08	Interest on debt outstanding, all funds and activities	785,981				

 You may use the box below to provide additional context for the data you have reported above. Context notes will be posted on the College Navigator website. Therefore, you should write all context notes using proper grammar (e.g., complete sentences with punctuation) and common language that can be easily understood by students and parents (e.g., spell out acronyms).


Part L - Debt and Assets for Census Bureau, page 1

Fiscal Year: July 1, 2024 - June 30, 2025		
Debt		
	Category	Amount
01	Long-term debt outstanding at beginning of fiscal year	2,449,252
02	Long-term debt issued during fiscal year	52,800,031
03	Long-term debt retired during fiscal year	0
04	Long-term debt outstanding at end of fiscal year	55,249,283
05	Short-term debt outstanding at beginning of fiscal year	
06	Short-term debt outstanding at end of fiscal year	

 You may use the box below to provide additional context for the data you have reported above. Context notes will be posted on the College Navigator website. Therefore, you should write all context notes using proper grammar (e.g., complete sentences with punctuation) and common language that can be easily understood by students and parents (e.g., spell out acronyms).

Part L - Debt and Assets for Census Bureau, page 2

Fiscal Year: July 1, 2024 - June 30, 2025		
Assets		
	Category	Amount
07	Total cash and security assets held at end of fiscal year in sinking or debt service funds	<input type="text"/>
08	Total cash and security assets held at end of fiscal year in bond funds	<input type="text"/>
09	Total cash and security assets held at end of fiscal year in all other funds	13,935,470

 You may use the box below to provide additional context for the data you have reported above. Context notes will be posted on the College Navigator website. Therefore, you should write all context notes using proper grammar (e.g., complete sentences with punctuation) and common language that can be easily understood by students and parents (e.g., spell out acronyms).

Prepared by

Prepared by

Reporting Reminders:

- The name of the preparer is being collected so that we can follow up with the appropriate person in the event that there are questions concerning the data.
- The Keyholder will be copied on all email correspondence to other preparers.
- The time it took to prepare this component is being collected so that we can continue to improve our estimate of the reporting burden associated with IPEDS.
- Please include in your estimate the time it took for you to review instructions, query and search data sources, complete and review the component, and submit the data through the Data Collection System.
- Thank you for your assistance.

This survey component was prepared by:			
<input type="radio"/>	Keyholder	<input type="radio"/>	SFA Contact
<input checked="" type="radio"/>	Finance Contact	<input type="radio"/>	Other
	Name: <input type="text" value="Kiara Sullivan"/>		
	Email: <input type="text" value="kiara.sullivan@famou.edu"/>		

How many staff from your institution only were involved in the data collection and reporting process of this survey component?	
<input type="text" value="3.00"/>	Number of Staff (including yourself)

How many hours did you and others from your institution only spend on each of the steps below when responding to this survey component? <i>Exclude the hours spent collecting data for state and other reporting purposes.</i>				
Staff member	Collecting Data Needed	Revising Data to Match IPEDS Requirements	Entering Data	Revising and Locking Data
Your office	<input type="text" value="4.00"/> hours	<input type="text" value="2.00"/> hours	<input type="text" value="2.00"/> hours	<input type="text" value="4.00"/> hours
Other offices	<input type="text" value="2.00"/> hours	<input type="text"/> hours	<input type="text"/> hours	<input type="text"/> hours

## Summary

## Finance Component Summary

The purpose of this summary is to provide you an opportunity to view some of the data that, when accepted through the IPEDS quality control process, will appear on the [College Navigator](#) website and/or your institution's Data Feedback Report (DFR). In addition, all data reported in IPEDS survey components become publicly available through the [IPEDS Use the Data](#) and appear as aggregated statistics in various Department of Education reports. [College Navigator](#) is updated approximately three months after the data collection period closes and DFRs will be available through the [IPEDS Use the Data](#).

Please review your data for accuracy. If you have questions about the data displayed below or after reviewing the data reported on the survey screens, please contact the IPEDS Help Desk at: 1-877-225-2568 or [ipedshelp@rti.org](mailto:ipedshelp@rti.org).

Core Revenues			
Revenue Source	Reported values	Percent of total core revenues (%)	Core revenues per FTE enrollment
Tuition and fees	23,725,618	6	2,614
State appropriations	156,548,550	41	17,249
Local appropriations	0	0	0
Government grants and contracts	139,838,333	36	15,407
Private gifts, grants, and contracts	9,132,919	2	1,006
Investment income	3,509,170	1	387
Other core revenues	53,219,888	14	5,864
Total core revenues	385,974,478	100	42,527
<b>Total revenues</b>	412,052,304	N/A	45,400

Other core revenues include federal appropriations; sales and services of educational activities; other operating and nonoperating sources; and other revenues and additions (e.g., capital appropriations, capital grants and gifts, etc.). Core revenues exclude revenues from auxiliary enterprises (e.g., bookstores, dormitories), hospitals, and independent operations. For institutions reporting in Full parent/child relationships, core revenues per FTE enrollment amounts will not be allocated to child institutions.

Core Expense			
Expense function	Reported values	Percent of total core expenses (%)	Core expenses per FTE enrollment
Instruction	95,845,854	28	10,560
Research	51,858,002	15	5,714
Public service	590,584	0	65
Academic support	69,005,149	20	7,603
Institutional support	41,015,522	12	4,519
Student services	12,161,081	4	1,340
Other core expenses	66,650,258	20	7,344
Total core expenses	337,126,450	100	37,145
<b>Total expenses</b>	375,092,828	N/A	41,328

Other core expenses include scholarships and fellowships, net of discounts and allowances, and other expenses. Core expenses exclude expenses from auxiliary enterprises (e.g., bookstores, dormitories), hospitals, and independent operations. For institutions reporting in Full parent/child relationships, core expenses per FTE enrollment amounts will not be allocated to child institutions.

	Calculated value
<b>FTE enrollment</b>	9,076

The full-time equivalent (FTE) enrollment used in this report is the sum of the institution's FTE undergraduate enrollment and FTE graduate enrollment (as calculated from or reported on the 12-month Enrollment component). FTE is estimated using 12-month instructional activity (credit and/or clock hours). All doctor's degree students are reported as graduate students.

Edit Report

Finance

Source	Description	Severity	Resolved	Options
<b>Screen: Part A - Statement of Net Position Page 1</b>				
Screen Entry	The value of this field is expected to be greater than zero. Please correct your data or explain. (Error #5148)	Explanation	Yes	
Reason	The unrestricted balance is an improvement when compared to the prior year.			
<b>Screen: Part D - Summary of Changes In Net Position</b>				
Screen Entry	The calculated amount of adjustments to beginning net position and other gains or losses in Part D (line 05) is outside the expected range. Please correct your data or explain. (Error #5199)	Explanation	Yes	
Reason	To correct understatement of accounts payable and operating expenses in 2024, to correct the understatement of capital assets and overstatement of previously reported expenses for years 2019 to 2024, correction of deposit payable, and a change in accounting principle - Retroactive impact of the implementation of GASB Statement No. 101, Compensated Absences			
Related Screens	Changes to Net Position			
<b>Screen: Part E-1 - Scholarships and Fellowships</b>				
Perform Edits	The fiscal year for this institution exactly matches the coverage period specified in SFA (July 1 to June 30) therefore, we would expect the grant/scholarship aid awarded in SFA (\$52,386,509) to be similar to the scholarship/fellowship revenue reported in Finance (\$79,087,043). Please review your data and make any necessary corrections, or explain. (Error #5309)	Explanation	Yes	
Reason	The numbers in the Finance section come from the financial statements.			
<b>Screen: Part B - Revenues and Other Additions, Page 3</b>				
Screen Entry	The amount of additions to permanent endowments reported in Part B (line 22) should not be zero or blank. Please confirm that the data reported are correct. (Error #5231)	Confirmation	Yes	
Related Screens	Revenues Part 3			
<b>Screen: Part M-1 - Pension Information</b>				
Screen Entry	The amount reported is outside the expected range of between 17,271,903 and 35,872,411 when compared with the prior year value. Please correct your data or explain. (Error #5301)	Explanation	Yes	
Reason	These numbers have not been finalized yet due to the ongoing financial statement audit.			
Screen Entry	The amount reported is outside the expected range of between 4,291,128 and 8,912,342 when compared with the prior year value. Please correct your data or explain. (Error #5301)	Explanation	Yes	
Reason	These numbers have not been finalized yet due to the ongoing financial statement audit.			
<b>Screen: Part M-2 - Postemployment Benefits Other than Pension (OPEB) Information</b>				
Screen Entry	The amount reported is outside the expected range of between 3,027,014 and 6,286,874 when compared with the prior year value. Please correct your data or explain. (Error #5301)	Explanation	Yes	
Reason	These numbers have not been finalized yet due to the ongoing financial statement audit.			
<b>Screen: Part N - Financial Health</b>				
Screen Entry	The amount reported is outside the expected range of between 8,900,417 and 26,701,249 when compared with the prior year value. Please correct your data or explain. (Error #5301)	Explanation	Yes	
Reason	This is an unaudited number. Our current financial statements are still in review by the auditor general.			