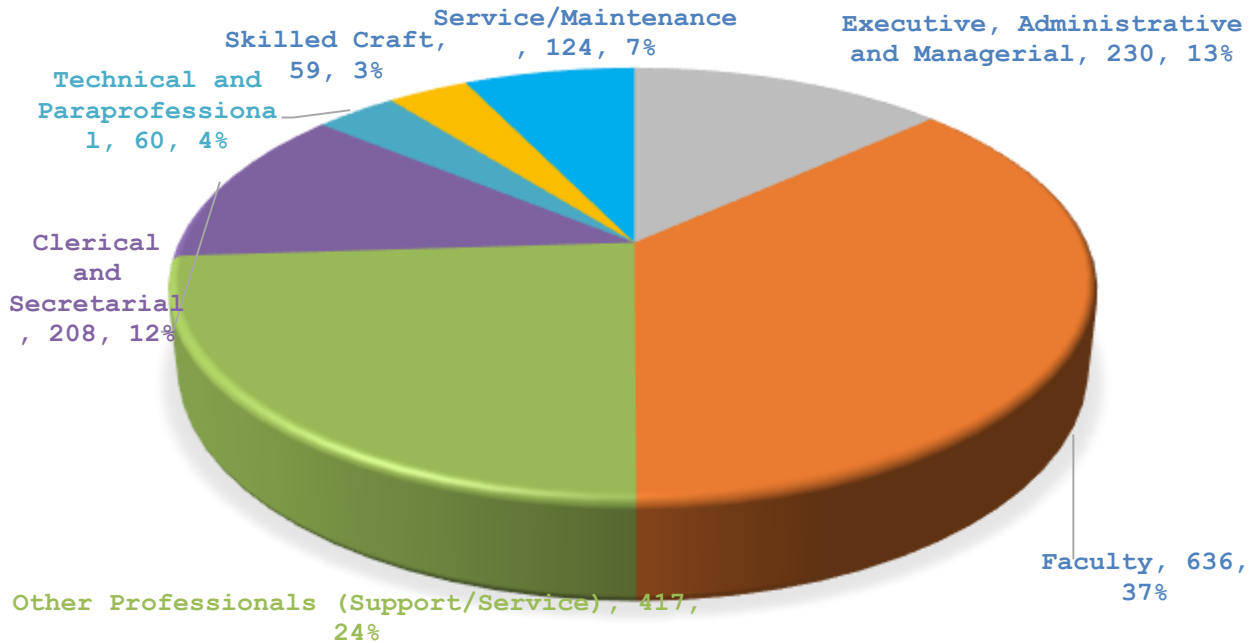




*Florida A & M University  
2018-2019 Fact Book*

**Faculty  
and  
Staff**

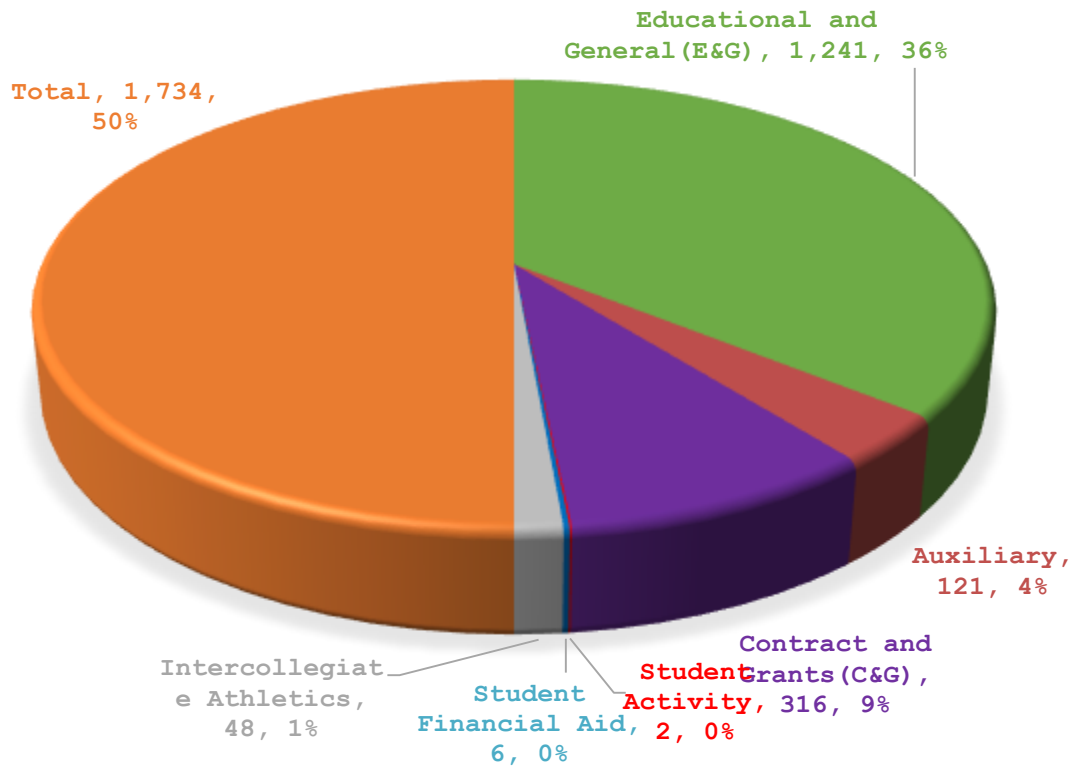
# University Employees by Occupational Activity Code Fall 2018 (not including OPS)



Occupational Activity Code	Female	Male	Total
Executive, Administrative and Managerial	124	106	230
Faculty	303	333	636
Other Professionals (Support/Service)	277	140	417
Clerical and Secretarial	181	27	208
Technical and Paraprofessional	28	32	60
Skilled Craft	1	58	59
Service/Maintenance	44	80	124
<b>Total</b>	<b>958</b>	<b>776</b>	<b>1,734</b>



## University Employees by Budget Entity Fall 2018 (not including OPS)

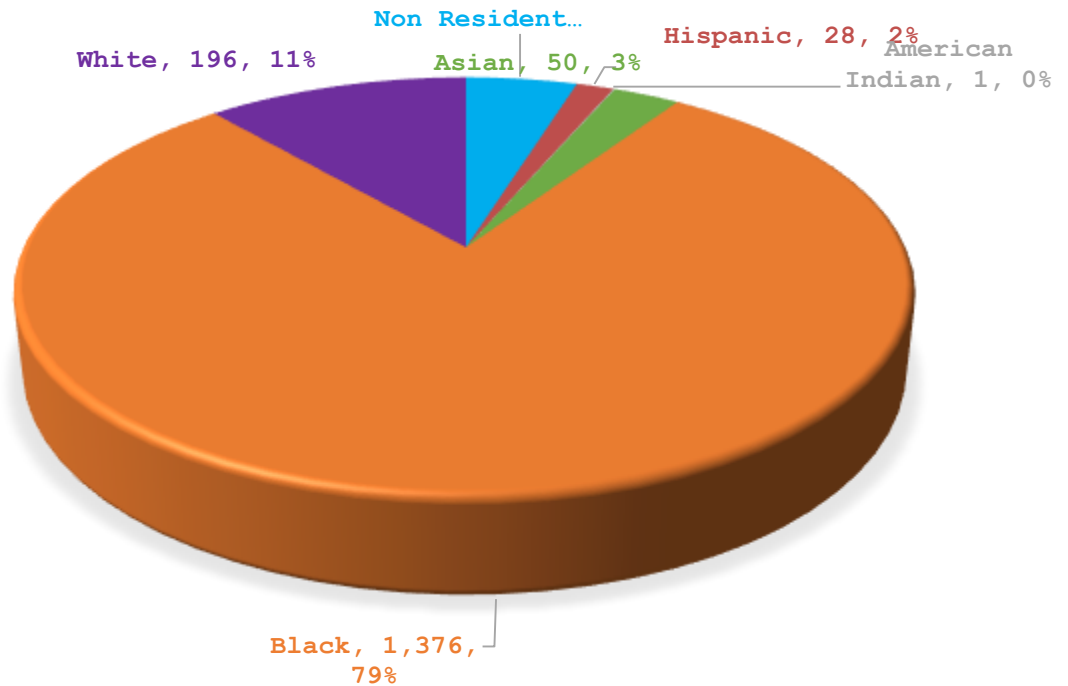


\*Not including student activities and financial aid

Budget Entity	Female	Male	Total
Educational and General(E&G)	672	569	1,241
Auxiliary	67	54	121
Contract and Grants(C&G)	197	119	316
Student Activity	2	0	2
Student Financial Aid	4	2	6
Intercollegiate Athletics	16	32	48
<b>Total</b>	<b>958</b>	<b>776</b>	<b>1,734</b>



## University Employees by Ethnic Origin Fall 2018 (not including OPS)



Note: American Indian < 1%

Occupational Activity Code	Non Resident Alien	Hispanic	American Indian	Asian	Black	White	Total
Executive, Administrative and Managerial	3	2	0	6	193	26	230
Faculty	56	20	0	35	423	102	636
Other Professionals (Support/Service)	20	4	1	8	347	37	417
Clerical and Secretarial	2	1	0	0	193	12	208
Technical and Paraprofessional	1	1	0	1	50	7	60
Skilled Craft	0	0	0	0	52	7	59
Service/Maintenance	1	0	0	0	118	5	124
<b>Total</b>	<b>83</b>	<b>28</b>	<b>1</b>	<b>50</b>	<b>1,376</b>	<b>196</b>	<b>1,734</b>



## University Employees by Class Code, by Gender Fall 2018

Class Code / Class Title	Female	Male	Total
0003 -- Clerk	0	1	1
0004 -- Senior Clerk	5	1	6
0102 -- Secretary	6	0	6
0108 -- Senior Secretary	5	1	6
0114 -- Executive Secretary	3	0	3
0186 -- Cashier	1	0	1
0261 -- Telephone Systems Operator	1	0	1
0294 -- Student Affairs Associate	11	2	13
0380 -- Extension Program Asst	0	1	1
0705 -- Office Assistant	5	0	5
0710 -- Administrative Assistant	50	3	53
0715 -- Sr Administrative Assistant	5	0	5
0716 -- Office Manager	33	2	35
0918 -- Strkeeper/Recv Clerk	0	2	2
0921 -- Sr Strkeeper/Recv Clerk	0	2	2
0928 -- Stores/Receiving Manager	0	3	3
0939 -- Property Manager	0	1	1
1006 -- Human Resources Representative	4	0	4
1012 -- Sr Hr Representative	7	0	7
1306 -- Child Care Group Leader	1	0	1
1415 -- Fiscal Assistant	1	0	1
1418 -- Sr Fiscal Asst	2	2	4
1427 -- Accountant	20	1	21
1434 -- Senior Accountant	1	1	2
2017 -- Its Support Specialist	4	0	4
2031 -- Telecommunications Spec	0	1	1
2035 -- Sr Telecom Spec	0	1	1
2050 -- Computer Support Specialist	0	4	4
2052 -- Sr Computer Support Spec	1	0	1
2056 -- Computer Support Analyst	0	1	1
2064 -- Sr Computer Repair Technician	1	0	1
2102 -- Comp Programmer Analyst	1	0	1
2130 -- Its Field Service Technician	1	1	2
2415 -- Senior Grants Specialist	4	0	4
2417 -- Grants Specialist Supervisor	1	0	1
3709 -- Art/Publication Production Spc	2	0	2
3718 -- Print Shop Manager	0	1	1
3721 -- Sr Art/Publ Prod Specialist	1	0	1



## University Employees by Class Code, by Gender Fall 2018 (cont)

Class Code / Class Title	Female	Male	Total
3723 -- Audio-Visual Equipment Operato	0	1	1
3726 -- Audio-Visual Specialist	1	3	4
3732 -- Information Specialist	0	1	1
4206 -- Program Assistant	30	7	37
4245 -- Sr Univ Union Prog Spec	0	1	1
4262 -- Financial Aid Officer	1	1	2
4264 -- Sr Financial Aid Officer	2	0	2
4274 -- Admissions/Registrar Officer	7	2	9
4275 -- Sr Admissions/Reg Officer	4	0	4
4303 -- Library Technical Assistant	3	4	7
4304 -- Sr Library Technical Assistant	9	4	13
4306 -- Library Technical Asst Supv	2	1	3
4609 -- Engineering Technician	0	1	1
4630 -- Engineer	1	1	2
4633 -- Senior Engineer	0	1	1
5017 -- Laboratory Technician	2	0	2
5027 -- Sr Laboratory Technician	0	2	2
5033 -- Biological Scientist	1	0	1
5035 -- Sr Biological Scientist	1	0	1
5083 -- Sr Teaching Lab Spec	0	2	2
5297 -- Adv Reg Nurse Practitioner	1	0	1
5522 -- Certified Medical Assistant	1	0	1
6213 -- Food Service Worker	1	1	2
6223 -- Food Service Manager	1	0	1
6330 -- Hvac Operator	0	2	2
6331 -- Sr Hvac Operator	0	4	4
6357 -- Utilities Superintendent	0	2	2
6374 -- Maintenance Support Worker	0	2	2
6376 -- Maintenance Supervisor	0	6	6
6382 -- Sr Maintenance Superintendent	0	2	2
6389 -- Laborer	0	2	2
6390 -- Laborer Supervisor	0	2	2
6394 -- Groundskeeper	3	8	11
6395 -- Sr Groundskeeper	0	1	1
6398 -- Landscaping/Grounds Superint	0	1	1
6423 -- Locksmith	0	3	3
6426 -- Painter	0	4	4
6432 -- Carpenter	0	1	1
6435 -- Roofer	0	2	2



## University Employees by Class Code, by Gender Fall 2018 (cont)

Class Code / Class Title	Female	Male	Total
6441 -- Plumber	0	1	1
6444 -- Electrician	0	3	3
6445 -- Senior Electrician	0	1	1
6447 -- Mason	0	1	1
6452 -- Sr. Refrigeration Mechanic	0	6	6
6466 -- Maintenance Mechanic	0	12	12
6467 -- Maintenance Specialist	0	10	10
6516 -- Machinist	0	1	1
6526 -- Custodial Worker	24	25	49
6527 -- Sr Custodial Worker	4	4	8
6529 -- Sr Custodial Supervisor	1	2	3
6533 -- Custodial Services Supt	2	1	3
6582 -- Telecommunications Serv Spec	0	1	1
7230 -- Control/Alarm Sys Technician	0	2	2
7235 -- Electronic Tech Supv	0	1	1
7404 -- Asst Lab Animal Tech	0	1	1
7407 -- Senior Laboratory Animal Tech	1	2	3
7421 -- Financial Svcs Officer	1	0	1
7425 -- Sr Financial Svcs Officer	5	1	6
7515 -- Farm Manager	0	1	1
7521 -- Sr Agricultural Assisant	0	5	5
8410 -- Police Service Technician	1	4	5
8412 -- Police Comm Operator	4	1	5
8515 -- Law Enforcement Officer	3	18	21
8517 -- Law Enforcement Corporal	0	2	2
8519 -- Law Enforcement Sergeant	1	1	2
8522 -- Law Enforcement Lieutenant	1	0	1
8525 -- Law Enforcement Captain	0	1	1
8826 -- Industrial Safety Hlth Officer	1	1	2
9001 -- Adjunct Professor	1	1	2
9001 -- Overload Faculty-Professor	1	4	5
9001 -- Professor	54	120	174
9002 -- Adjunct Associate Professor	0	1	1
9002 -- Associate Professor	74	75	149
9002 -- Overload Faculty-Assoc Prof	1	2	3
9003 -- Adjunct Assistant Professor	1	1	2
9003 -- Assistant Professor	71	73	144
9003 -- Overload Faculty-Asst Prof	2	1	3
9004 -- Adjunct Instructor	11	8	19



## University Employees by Class Code, by Gender Fall 2018 (cont)

Class Code / Class Title	Female	Male	Total
9004 -- Instructor	49	22	71
9004 -- Overload Faculty-Instructor	3	3	6
9007 -- Distinguished Service Prof	0	1	1
9009 -- Eminent Scholar	0	1	1
9017 -- Univ School Assoc Professor	2	0	2
9018 -- University School Asst Prof	3	2	5
9019 -- University School Instructor	27	8	35
9053 -- University Librarian	3	1	4
9054 -- Assoc Univ Librarian	3	1	4
9055 -- Asst Univ Librarian	2	1	3
9056 -- Instructor Librarian	2	2	4
9082 -- Assistant Professor, Research	0	1	1
9115 -- Coordinator	2	2	4
9120 -- Associate In	1	0	1
9121 -- Assistant In	4	7	11
9124 -- Extension Agent li	0	1	1
9125 -- Extension Agent I	2	0	2
9126 -- Program Director	2	1	3
9166 -- Research Associate	12	19	31
9173 -- Counselor/Advisor	16	4	20
9178 -- Instructional Specialist	1	0	1
9180 -- Postdoctoral Fellow	1	0	1
9181 -- Graduate Research Associate	6	10	16
9189 -- Postdoctoral Assoc	1	0	1
9199 -- Faculty Administrator	12	10	22
9202 -- Vp, Str Plan, Anal & Inst Eff	1	0	1
9208 -- Audit Svcs/Invest Admin	2	1	3
9212 -- Assistant Dean	1	1	2
9213 -- Coordinator, Equal Opp Prog	1	0	1
9215 -- Coordinator, Human Resources	2	1	3
9217 -- Executive Assistant	7	2	9
9218 -- Coordinator, Accounting	8	3	11
9225 -- Coordinator, Admin Services	25	2	27
9226 -- Coordinator, Mgmt Analysis	5	5	10
9229 -- Asst Dir, University Press	1	0	1
9230 -- Director, Financial Svs	1	0	1
9232 -- Coordinator, Adm/Registration	4	2	6
9233 -- Vp, Audit & Compliance	0	1	1
9236 -- Coordinator, Bus & Fin/Aux Svs	0	1	1





## University Employees by Class Code, by Gender Fall 2018 (cont)

Class Code / Class Title	Female	Male	Total
9238 -- Coordinator, Environ Hlth/Saf	0	1	1
9241 -- Coordinator, Academic Prog	9	2	11
9244 -- Assoc Vp & Chief Hr & Div Off	1	0	1
9246 -- Director, Academic Prog	2	0	2
9250 -- Assoc Dir, Res Prog/Serv	0	1	1
9252 -- Asst Dir, Univ Computer System	2	2	4
9257 -- Vp, Finance & Admin/Cfo	1	0	1
9258 -- Coordinator, Budget	3	0	3
9261 -- Assoc Vp, Info Technology	0	1	1
9269 -- Assoc Vp Student Affairs	1	0	1
9270 -- Asst Vp Student Affairs	1	1	2
9271 -- Asst Vp, Admin & Financial Svc	2	0	2
9277 -- Coordinator, Clinical Prog	2	2	4
9280 -- Pharmacy Manager	1	1	2
9282 -- Coordinator, Student Fin Aid	3	2	5
9283 -- Assistant Director, Clin Prog	1	0	1
9284 -- Asst Dir. Adv/Alumni Aff.	3	1	4
9286 -- Director, Multipurpose Fac	0	2	2
9288 -- Executive Associate	3	0	3
9290 -- Asst Director, Edu Trng Prog	2	0	2
9291 -- Coordinator, Edu Training Prog	5	0	5
9295 -- Assistant Controller	3	2	5
9298 -- Associate Controller	2	1	3
9300 -- Dir Career Development Serv	1	0	1
9302 -- Asst Vp, Str Plan, Anal & le	0	1	1
9303 -- Director, University Budgets	1	0	1
9304 -- Clinical/Admin Psychologist	1	0	1
9306 -- Assoc General Counsel	2	1	3
9307 -- Coordinator, Univ Rel/Pub Aff	1	0	1
9308 -- Director, Academic Support Svs	6	2	8
9309 -- Assoc Dir,acad Support	1	0	1
9310 -- Dir Advancement/Alumni Affairs	4	2	6
9311 -- Asst Dir, Bus And Fin/Aux Serv	2	1	3
9312 -- Asst Director, Human Resources	4	0	4
9313 -- Assoc Dir, Adv/Alum Aff/Comm	1	0	1
9314 -- Coordinator, Adv/Alum Aff	1	0	1
9317 -- Executive Director	1	2	3
9318 -- Assoc Vp, Finance & Admin	0	2	2
9321 -- Dir Bus And Fin/Aux Services	1	1	2



## University Employees by Class Code, by Gender Fall 2018 (cont)

Class Code / Class Title	Female	Male	Total
9325 -- Director, Purchasing	1	0	1
9327 -- Asst Dir. Academic Sup. Serv	2	3	5
9329 -- Dir Research Programs/Services	3	1	4
9330 -- Mental Health Professional	0	1	1
9332 -- Dir,univ Computer Systems	0	5	5
9335 -- Coordinator, Computer App	8	7	15
9336 -- Director, Human Resources	1	1	2
9339 -- Coordinator, Statistical Rsch	2	0	2
9341 -- Dir Environment Health/Safe	1	0	1
9342 -- Erp Analyst	3	4	7
9344 -- Director, Facilities Planning	0	1	1
9346 -- Facilities Project Manager	0	2	2
9350 -- Dir, University Housing	1	0	1
9351 -- Assoc Dir,univ Housing	0	1	1
9352 -- Coordinator, Univ Housing	1	0	1
9353 -- Dir Physical Plant	0	1	1
9355 -- Univ Registrar	1	0	1
9357 -- Associate Director, Admissions	1	1	2
9358 -- Dir, Admissions/Registrar	2	0	2
9361 -- Coordinator, Hs Or Com Col Rel	1	1	2
9365 -- Dir Urban Policy & Commerce	0	1	1
9368 -- Director, Continuing Education	1	0	1
9369 -- Asst Dir Univ Housing	0	1	1
9370 -- Coordinator, Continuing Edu	1	0	1
9375 -- Asst Dir Student Affairs	2	4	6
9385 -- Asst. Dir., Admission/Reg	1	1	2
9386 -- Business/Management Analyst	2	1	3
9388 -- Coordinator, Info/Publ Svs	3	0	3
9392 -- Director, Museum Operations	0	1	1
9395 -- Internal Auditor/Investigator	2	1	3
9396 -- Coordinator, Acad Supp Svs	15	11	26
9397 -- Asst Dir Environ Health & Safe	0	1	1
9402 -- Coordinator, Public Functions	0	1	1
9403 -- Assoc. Dir., Instructional Tec	0	1	1
9408 -- Asst Director/Univ Relations	1	1	2
9409 -- Director,radio/Tv Station	0	2	2
9413 -- Assistant Dir Instl Res	1	0	1
9414 -- Asst University Registrar	1	1	2
9420 -- Associate Director Research	1	0	1



## University Employees by Class Code, by Gender Fall 2018 (cont)

Class Code / Class Title	Female	Male	Total
9421 -- Director, Student Affairs	3	2	5
9422 -- Assoc Dir Student Affairs	0	1	1
9427 -- Coordinator, Student Affairs	26	11	37
9428 -- Director, Student Fin Aid	1	0	1
9429 -- Asst Dir, Student Fin Aid	4	0	4
9431 -- Academic Advisor (A&p)	7	3	10
9432 -- Dir,univ Counseling Ctr	1	0	1
9437 -- Asst Dir Academic Program	0	2	2
9438 -- Asst Dir Research Prog/Serv	3	1	4
9439 -- Chief Compl & Ethics Officer	1	0	1
9440 -- Director Student Hlth Serv	1	0	1
9444 -- Coordinator, Research Prog/Svs	15	6	21
9451 -- Coordinator, Career Dev. Svs	1	0	1
9459 -- Business Manager	5	0	5
9465 -- Assoc Dir Univ Computer System	3	2	5
9467 -- Assistant Athletic Coach	5	17	22
9469 -- Head Athletic Coach	4	6	10
9470 -- Director, Intercol Athletics	0	1	1
9471 -- Assoc Dir Intercol Athletics	0	1	1
9472 -- Asst Dir Intercollegiate Athl	0	2	2
9475 -- Coordinator, Comp Sys Cntrl	1	3	4
9476 -- Coordinator, Intercol Athl	4	1	5
9477 -- Dir, Univ Equal Opp Prog	1	0	1
9478 -- Specialist,computer Sys Cntrl	2	3	5
9481 -- Coordinator, Telecommunication	0	1	1
9483 -- Athletic Trainer	1	1	2
9484 -- Asst Director, Univ Budgets	1	0	1
9486 -- Coordinator, Facilities	5	3	8
9488 -- Coordinator, Purchasing	2	1	3
9492 -- Dep Director, Intercol Ath	1	1	2
9493 -- Assoc Dir Stud Fin Aid	2	0	2
9496 -- Asst Dir Equal Opp Progams	0	1	1
<b>Total</b>	<b>958</b>	<b>776</b>	<b>1,734</b>



# Instructional Faculty by Class Code and Ethnic Origin

Fall 2016	Non Resident Alien	Hispanic	Asian	Black	White	Total
Professor	0	3	15	103	31	152
Associate Professor	0	8	12	114	36	170
Assistant Professor	0	5	11	109	25	150
Instructor	0	3	2	56	11	72
<b>Tota</b>	<b>0</b>	<b>19</b>	<b>40</b>	<b>382</b>	<b>103</b>	<b>544</b>

Fall 2017	Non Resident Alien	Hispanic	Asian	Black	White	Total
Professor	9	3	12	101	30	155
Associate Professor	10	8	8	112	30	168
Assistant Professor	13	6	5	100	22	146
Instructor	10	3	1	50	10	74
<b>Tota</b>	<b>42</b>	<b>20</b>	<b>26</b>	<b>363</b>	<b>92</b>	<b>543</b>

Fall 2018	Non Resident Alien	Hispanic	Asian	Black	White	Total
Professor	10	3	13	103	34	163
Associate Professor	12	7	5	104	26	154
Assistant Professor	14	6	6	96	24	146
Instructor	10	3	2	52	9	76
<b>Tota</b>	<b>46</b>	<b>19</b>	<b>26</b>	<b>355</b>	<b>93</b>	<b>539</b>



## Instructional Faculty by Class Code and Gender

Class Code	Fall 2016			2017			Fall 2018		
	Female	Male	Total	Female	Male	Total	Female	Male	Total
Professor	45	107	152	47	108	155	50	113	163
Associate Professor	87	83	170	89	79	168	75	79	154
Assistant Professor	70	80	150	70	76	146	73	73	146
Instructor	47	25	72	49	25	74	52	24	76
<b>Total</b>	<b>249</b>	<b>295</b>	<b>544</b>	<b>255</b>	<b>288</b>	<b>543</b>	<b>250</b>	<b>289</b>	<b>539</b>

## Instructional Faculty by Tenure Status

Tenure Status	Fall 2016			2017			2018		
	Female	Male	Total	Female	Male	Total	Female	Male	Total
Tenured	118	185	303	122	186	308	119	188	307
Non-Tenured, Tenure-Earning	68	60	128	66	55	121	60	55	115
Not Tenured, Not Tenure Earning	63	50	113	67	47	114	71	46	117
<b>Total</b>	<b>249</b>	<b>295</b>	<b>544</b>	<b>255</b>	<b>288</b>	<b>543</b>	<b>250</b>	<b>289</b>	<b>539</b>

## Instructional Faculty's Salary - Fall 2018 (Source: AAUP)

Academic Rank	MEN					WOMEN				
	Total Contracted Salaries (\$)	Number of Faculty	Not Tenure-Track	On Tenure-Track	Tenured	Total Contracted Salaries (\$)	Number of Faculty	Not Tenure-Track	On Tenure-Track	Tenured

### Faculty on 9-Month Contracts

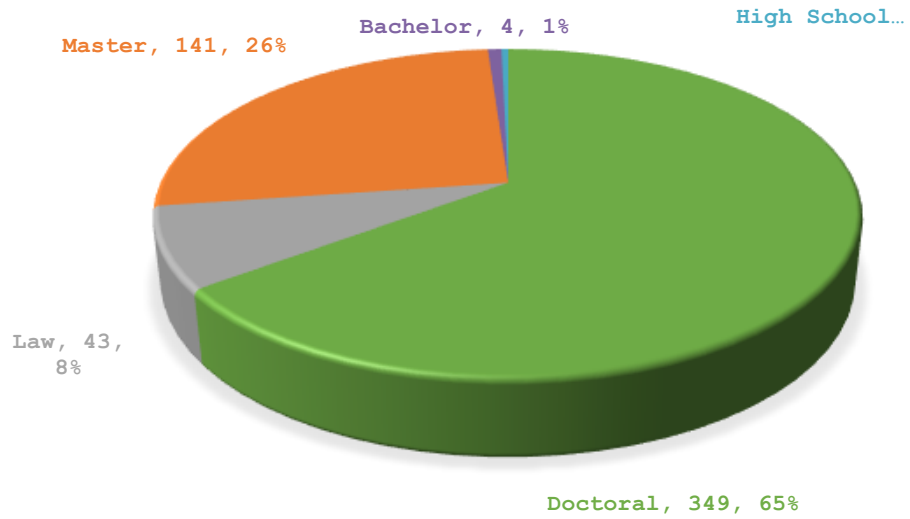
1. Professor	\$ 7,990,593	75	7	0	68	\$ 2,607,623	26	1	1	24
2. Associate	\$ 4,363,491	55	1	1	53	\$ 3,528,841	46	2	4	40
3. Assistant	\$ 3,787,714	54	9	38	7	\$ 2,887,079	43	9	31	3
4. Instructor	\$ 962,844	17	17	0	0	\$ 1,786,476	30	30	0	0
<b>7. TOTAL</b>	<b>\$ 17,104,641</b>	<b>201</b>	<b>34</b>	<b>39</b>	<b>128</b>	<b>\$ 10,810,018</b>	<b>145</b>	<b>42</b>	<b>36</b>	<b>67</b>

### Faculty on 11- or 12-Month Contracts

1. Professor	\$ 4,400,151	38	1	1	36	\$ 3,190,081	24	1	2	21
2. Associate	\$ 2,466,025	24	0	4	20	\$ 2,990,117	29	0	1	28
3. Assistant	\$ 1,644,104	19	4	11	4	\$ 2,627,363	30	6	21	3
4. Instructor	\$ 517,206	7	7	0	0	\$ 1,749,410	22	22	0	0
<b>7. TOTAL</b>	<b>\$ 9,027,485</b>	<b>88</b>	<b>12</b>	<b>16</b>	<b>60</b>	<b>\$ 10,556,971</b>	<b>105</b>	<b>29</b>	<b>24</b>	<b>52</b>



# Instructional Faculty by Rank and Highest Degree Earned Fall 2018



Class Code	Class Title	Doctoral	Law	Master	Bachelor	High School Diploma	Total
9001	PROFESSOR	123	21	19	0	0	163
9002	ASSOCIATE PROFESSOR	114	5	35	0	0	154
9003	ASSISTANT PROFESSOR	102	4	36	2	2	146
9004	INSTRUCTOR	10	13	51	2	0	76
Tota	Total	349	43	141	4	2	539

## Average Age of Instructional Faculty by Rank Fall 2018

Class Code	Class Title	Average Age
9001	PROFESSOR	61.84
9002	ASSOCIATE PROFESSOR	54.95
9003	ASSISTANT PROFESSOR	45.6
9004	INSTRUCTOR	49.01
All	Total	53.67

## Average Number of Years Employed Instructional Faculty by Rank Fall 2018

Class Code	Class Title	Average Years Employed
9001	PROFESSOR	18.86
9002	ASSOCIATE PROFESSOR	14.62
9003	ASSISTANT PROFESSOR	5.19
9004	INSTRUCTOR	8.47
All	Total	12.48