



Coleman Library

# *Florida A & M University 2012-2013 Fact Book*

## **Degrees Awarded**



# **Florida A&M University**

## **Degree Offerings**

Associate of Arts  
Bachelor of Science/Arts  
Specialist  
Master of Science  
Professional Doctoral  
Research Doctoral

## **Schools and Colleges**

School of Allied Health Sciences  
School of Architecture  
College of Science and Technology  
College of Social Sciences, Arts and Humanities  
School of Business and Industry (SBI)  
College of Education  
College of Agriculture and Food Sciences (CAFS)  
School of the Environment  
FAMU/FSU College of Engineering  
School of Journalism and Graphic Communication  
College of Law  
School of Nursing  
College of Pharmacy and Pharmaceutical Sciences

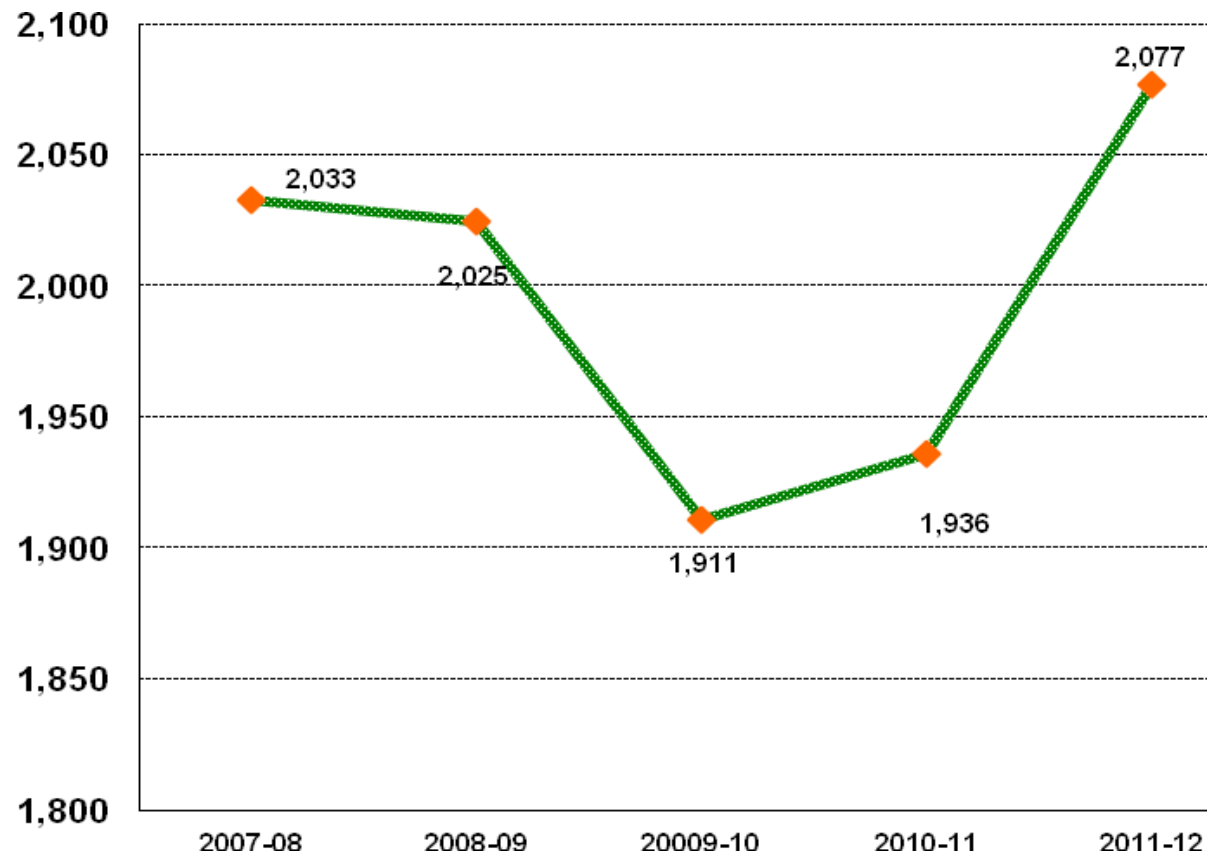


## Degrees Awarded (2002-03 through 2011-12)

Degree	2002-03	2003-04	2004-05	2005-06	2006-07	2007-08	2008-09	2009-10	2010-11	2011-12
Bachelor	1,492	1,605	1,353	1,298	1,329	1,496	1,443	1,248	1,304	1,470
Master	317	401	306	244	288	245	271	341	294	270
Research Doctoral	17	24	21	16	29	11	19	16	22	23
Doc. Of Physical Therapy	N/A	N/A	N/A	N/A	N/A	N/A	11	14	13	21
First Professional	101	109	170	209	195	272	276	285	299	287
Specialist	N/A	N/A	N/A	N/A	14	9	5	7	4	6
<b>Total</b>	<b>1,927</b>	<b>2,139</b>	<b>1,850</b>	<b>1,767</b>	<b>1,855</b>	<b>2,033</b>	<b>2,025</b>	<b>1,911</b>	<b>1,936</b>	<b>2,077</b>

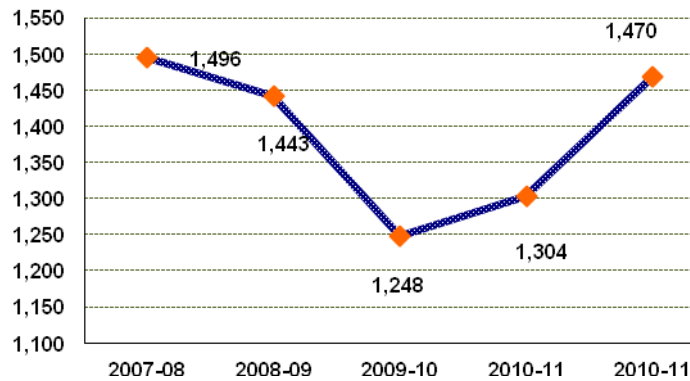


## Degrees Awarded (2007-08 through 2011-12)

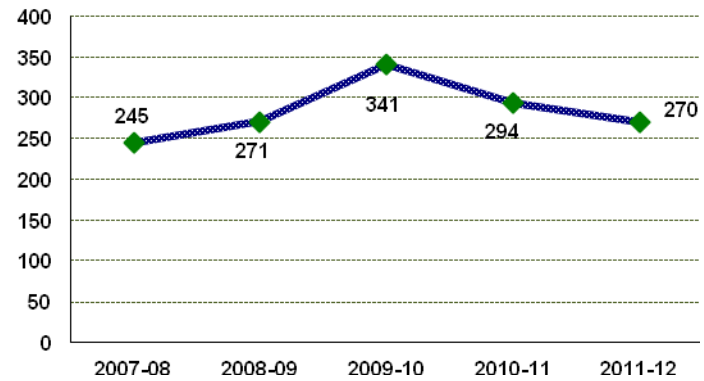


# Degrees Awarded by Degree Type (2007-08 through 2011-12)

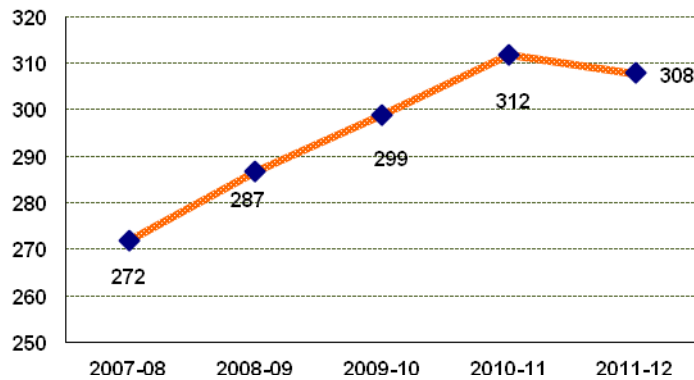
TOTAL NUMBER OF BACHELOR LEVEL DEGREES AWARDED 2007-08 THROUGH 2011-12



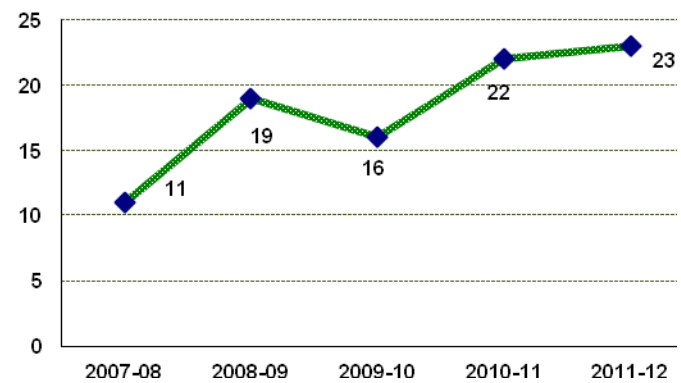
TOTAL NUMBER OF MASTER LEVEL DEGREES AWARDED 2007-08 THROUGH 2011-12



TOTAL NUMBER OF PROFESSIONAL LEVEL DEGREES AWARDED 2007-08 THROUGH 2011-12



TOTAL NUMBER OF DOCTORAL LEVEL DEGREES AWARDED 2007-08 THROUGH 2011-12



## Degrees Awarded by Schools and Colleges (2011-12)

School/College	Bachelor			Master			Professional Doctoral			Research Doctoral			Specialist			Total		
	Female	Male	Total	Female	Male	Total	Female	Male	Total	Female	Male	Total	Female	Male	Total	Female	Male	Total
Allied Health	154	42	196	9	2	11	18	3	21	0	0	0	0	0	0	181	47	228
Architecture	12	33	45	7	15	22	0	0	0	0	0	0	0	0	0	19	48	67
Arts & Sciences	408	239	648	88	31	119	0	0	0	0	2	2	5	1	6	501	273	775
Business & Industry	112	92	204	22	16	38	0	0	0	0	0	0	0	0	0	134	108	242
Agri. & Food	25	51	76	4	1	5	0	0	0	0	0	0	0	0	0	29	52	81
Education	37	13	50	19	15	34	0	0	0	6	0	6	0	0	0	62	28	90
Environmental Sciences	0	0	0	1	1	2	0	0	0	3	0	3	0	0	0	4	1	5
FAMU/FSU Engineering	8	23	31	6	7	13	0	0	0	0	1	1	0	0	0	14	31	45
Journalism	87	44	131	2	0	2	0	0	0	0	0	0	0	0	0	89	44	133
Law	0	0	0	0	0	0	82	70	152	0	0	0	0	0	0	82	70	152
Nursing	86	3	89	6	0	6	0	0	0	0	0	0	0	0	0	92	3	95
Pharmacy	0	0	0	14	4	18	87	48	135	6	5	11	0	0	0	107	57	164
<b>Total</b>	<b>929</b>	<b>540</b>	<b>1,470</b>	<b>178</b>	<b>92</b>	<b>270</b>	<b>187</b>	<b>121</b>	<b>308</b>	<b>15</b>	<b>8</b>	<b>23</b>	<b>5</b>	<b>1</b>	<b>6</b>	<b>1,314</b>	<b>762</b>	<b>2,077</b>



## Degrees Awarded by Schools and Colleges (2010-11)

School/College	Bachelor			Master			Professional Doctoral			Research Doctoral			Specialist			Total		
	Female	Male	Total	Female	Male	Total	Female	Male	Total	Female	Male	Total	Female	Male	Total	Female	Male	Total
Allied Health	138	47	185	18	8	26	5	8	13	0	0	0	0	0	0	161	63	224
Architecture	13	34	47	2	11	13	0	0	0	0	0	0	0	0	0	15	45	60
Arts & Sciences	336	216	552	89	43	132	0	0	0	1	0	1	3	1	4	429	260	689
Business & Industry	103	86	189	33	17	50	0	0	0	0	0	0	0	0	0	136	103	239
Agri. & Food	15	42	57	1	4	5	0	0	0	1	1	2	0	0	0	17	47	64
Education	41	17	58	28	14	42	0	0	0	2	1	3	0	0	0	71	32	103
Environmental Sciences	2	0	2	2	1	3	0	0	0	1	1	2	0	0	0	5	2	7
FAMU/FSU Engineering	5	27	32	2	3	5	0	0	0	0	4	4	0	0	0	7	34	41
Journalism	68	43	111	1	0	1	0	0	0	0	0	0	0	0	0	69	43	112
Law	0	0	0	0	0	0	99	61	160	0	0	0	0	0	0	99	61	160
Nursing	67	4	71	3	1	4	0	0	0	0	0	0	0	0	0	70	5	75
Pharmacy	0	0	0	8	5	13	86	53	139	4	6	10	0	0	0	98	64	162
<b>Total</b>	<b>788</b>	<b>516</b>	<b>1,304</b>	<b>187</b>	<b>107</b>	<b>294</b>	<b>190</b>	<b>122</b>	<b>312</b>	<b>9</b>	<b>13</b>	<b>22</b>	<b>3</b>	<b>1</b>	<b>4</b>	<b>1,177</b>	<b>759</b>	<b>1,936</b>



## Degrees Awarded by Schools and Colleges (2009-10)

School/College	Bachelor			Master			Professional Doctoral			Research Doctoral			Specialist			Total		
	Female	Male	Total	Female	Male	Total	Female	Male	Total	Female	Male	Total	Female	Male	Total	Female	Male	Total
Allied Health	100	39	139	21	2	23	7	7	14	0	0	0	0	0	0	128	48	176
Architecture	8	39	47	14	8	22	0	0	0	0	0	0	0	0	0	22	47	69
Arts & Sciences	322	196	518	105	47	152	0	0	0	1	0	1	7	0	7	435	243	678
Business & Industry	110	90	200	32	23	55	0	0	0	0	0	0	0	0	0	142	113	255
Agri. & Food	21	47	68	2	2	4	0	0	0	0	0	0	0	0	0	23	49	72
Education	47	18	65	33	11	44	0	0	0	5	3	8	0	0	0	85	32	117
Environmental Sciences	2	3	5	3	0	3	0	0	0	2	1	3	0	0	0	7	4	11
FAMU/FSU Engineering	14	22	36	3	6	9	0	0	0	0	2	2	0	0	0	17	30	47
Journalism	60	39	99	1	0	1	0	0	0	0	0	0	0	0	0	61	39	100
Law	0	0	0	0	0	0	89	56	145	0	0	0	0	0	0	89	56	145
Nursing	65	6	71	5	0	5	0	0	0	0	0	0	0	0	0	70	6	76
Pharmacy	0	0	0	19	4	23	97	43	140	1	1	2	0	0	0	117	48	165
<b>Total</b>	<b>749</b>	<b>499</b>	<b>1,248</b>	<b>238</b>	<b>103</b>	<b>341</b>	<b>193</b>	<b>106</b>	<b>299</b>	<b>9</b>	<b>7</b>	<b>16</b>	<b>7</b>	<b>0</b>	<b>7</b>	<b>1,196</b>	<b>715</b>	<b>1,911</b>





## Degrees Awarded by Schools and Colleges (2008-09)

School/College	Bachelor			Master			Professional Doctoral			Research Doctoral			Specialist			Total		
	Female	Male	Total	Female	Male	Total	Female	Male	Total	Female	Male	Total	Female	Male	Total	Female	Male	Total
Allied Health	133	36	169	20	5	25	9	2	11	0	0	0	0	0	0	162	43	205
Architecture	17	51	68	2	9	11	0	0	0	0	0	0	0	0	0	19	60	79
Arts & Sciences	350	192	542	49	32	81	0	0	0	0	0	0	4	1	5	403	225	628
Business & Industry	157	139	296	53	37	90	0	0	0	0	0	0	0	0	0	210	176	386
Agri. & Food	24	43	67	0	0	0	0	0	0	0	0	0	0	0	0	24	43	67
Education	54	14	68	26	11	37	0	0	0	4	1	5	0	0	0	84	26	110
Environmental Sciences	5	1	6	1	0	1	0	0	0	1	0	1	0	0	0	7	1	8
FAMU/FSU Engineering	10	36	46	0	4	4	0	0	0	1	5	6	0	0	0	11	45	56
Journalism	58	48	106	1	2	3	0	0	0	0	0	0	0	0	0	59	50	109
Law	0	0	0	0	0	0	106	54	160	0	0	0	0	0	0	106	54	160
Nursing	72	3	75	2	0	2	0	0	0	0	0	0	0	0	0	74	3	77
Pharmacy	0	0	0	15	2	17	78	38	116	6	1	7	0	0	0	99	41	140
<b>Total</b>	<b>880</b>	<b>563</b>	<b>1,443</b>	<b>169</b>	<b>102</b>	<b>271</b>	<b>193</b>	<b>94</b>	<b>287</b>	<b>12</b>	<b>7</b>	<b>19</b>	<b>4</b>	<b>1</b>	<b>5</b>	<b>1,258</b>	<b>7,67</b>	<b>2,025</b>



## Degrees Awarded by Schools and Colleges (2007-08)

School/College	Bachelor			Master			Professional Doctoral			Research Doctoral			Specialist			Total		
	Female	Male	Total	Female	Male	Total	Female	Male	Total	Female	Male	Total	Female	Male	Total	Female	Male	Total
Allied Health	100	36	136	19	6	25	0	0	0	0	0	0	0	0	0	119	42	161
Architecture	26	39	65	3	6	9	0	0	0	0	0	0	0	0	0	29	45	74
Arts & Sciences	397	216	613	37	37	74	0	0	0	0	2	2	6	3	9	440	258	698
Business & Industry	156	126	282	46	22	68	0	0	0	0	0	0	0	0	0	202	148	350
Agri. & Food	18	31	49	4	0	4	0	0	0	0	0	0	0	0	0	22	31	53
Education	82	22	104	27	9	36	0	0	0	1	0	1	0	0	0	110	31	141
Environmental Sciences	3	3	6	1	0	1	0	0	0	3	0	3	0	0	0	7	3	10
FAMU/FSU Engineering	16	39	55	0	3	3	0	0	0	0	4	4	0	0	0	16	46	62
Journalism	75	42	117	2	1	3	0	0	0	0	0	0	0	0	0	77	43	120
Law	0	0	0	0	0	0	67	55	122	0	0	0	0	0	0	67	55	122
Nursing	64	5	69	1	0	1	0	0	0	0	0	0	0	0	0	65	5	70
Pharmacy	0	0	0	17	4	21	114	36	150	1	0	1	0	0	0	132	40	172
<b>Total</b>	<b>937</b>	<b>559</b>	<b>1,496</b>	<b>157</b>	<b>88</b>	<b>245</b>	<b>181</b>	<b>91</b>	<b>272</b>	<b>5</b>	<b>6</b>	<b>11</b>	<b>6</b>	<b>3</b>	<b>9</b>	<b>1,286</b>	<b>747</b>	<b>2,033</b>



# Degrees Awarded by School/College, by Program Category

Degree Level	Program CIP	Program Name	2007-08	2008-09	2009-10	2010-11	2011-12
<b>College of Arts and Sciences</b>							
Bachelor	050201	African-American Studies	4	2	4	2	3
Bachelor	110101	Computer and Information Sciences	34	26	16	27	17
Bachelor	110103	Information Technology	0	0	0	0	1
Bachelor	131302	Art Education	0	1	0	1	1
Bachelor	131305	English Education	3	8	2	1	3
Bachelor	131311	Mathematics Education	7	3	0	3	1
Bachelor	131312	Music Education	13	7	10	4	9
Bachelor	131316	Science Education	2	0	0	1	2
Bachelor	131317	Social Science Education	2	5	3	7	5
Bachelor	160901	French	3	1	0	0	3
Bachelor	160905	Spanish	3	7	1	5	4
Bachelor	230101	English	16	19	24	18	20
Bachelor	260101	Biology	49	51	50	49	66
Bachelor	270101	Mathematics	3	5	3	4	7
Bachelor	389999	Philosophy & Religion	4	5	7	8	9
Bachelor	400501	Chemistry	19	17	8	10	9
Bachelor	400801	Physics	1	4	2	5	3
Bachelor	420101	Psychology	104	79	88	77	104
Bachelor	430104	Bachelor of Criminal Justice	144	139	120	145	165
Bachelor	440701	Social Work	24	30	42	38	61
Bachelor	450601	Economics	34	25	22	15	19
Bachelor	451001	Political Science	90	62	71	63	69



## Degrees Awarded by School/College, by Program Category

Degree Level	Program CIP	Program Name	2007-08	2008-09	2009-10	2010-11	2011-12
<b>College of Arts and Sciences (cont)</b>							
Bachelor	451101	Sociology	29	21	17	30	22
Bachelor	500501	Theatre	9	10	10	13	15
Bachelor	500702	Fine Arts	6	1	3	3	4
Bachelor	500901	Music	0	0	4	3	12
Bachelor	500903	Music Performance	0	2	1	1	3
Bachelor	500910	Jazz Studies	2	4	0	2	3
Bachelor	540101	History	8	8	10	17	8
Master	110101	Computer and Information Sciences	4	4	2	6	5
Master	260101	Biology	1	3	3	1	8
Master	400501	Chemistry	6	7	7	7	6
Master	400801	Physics	0	2	2	1	1
Master	420401	Community Psychology	8	1	11	0	0
Master	420401	Community Psychology	0	0	0	12	10
Master	421701	School Psychology	8	8	6	0	0
Master	421701	School Psychology	0	0	2	1	0
Master	440701	Social Work	7	14	17	16	20
Master	450101	Social Sciences	40	42	102	88	69
Doctoral	400801	Physics	2	0	1	1	2
Specialist	421701	School Psychology	9	5	7	0	0
Specialist	421701	School Psychology	0	0	0	4	6
<b>SCHOOL</b>			<b>698</b>	<b>628</b>	<b>678</b>	<b>689</b>	<b>775</b>



## Degrees Awarded by School/College, by Program Category

Degree Level	Program CIP	Program Name	2007-08	2008-09	2009-10	2010-11	2011-12
<b>School of Allied Health</b>							
Bachelor	510000	Health Science	83	73	53	103	99
Bachelor	510701	Health Care Administration	24	46	50	46	44
Bachelor	510706	Health Information Management	19	28	29	27	25
Bachelor	510908	Cardiopulmonary Science	10	22	7	9	28
Master	510701	Health Care Administration	9	8	9	10	10
Master	512306	Occupational Therapy	6	9	14	14	1
Master	512308	Physical Therapy	10	8	0	2	0
Professional	512308	Physical Therapy	0	11	14	13	21
<b>SCHOOL</b>			<b>161</b>	<b>205</b>	<b>176</b>	<b>224</b>	<b>228</b>
<b>School of Architecture</b>							
Bachelor	040201	Architecture	65	68	47	47	45
Master	040201	Architecture	5	11	15	6	17
Master	040601	Master of Landscape Architecture	4	0	7	7	5
<b>SCHOOL</b>			<b>74</b>	<b>79</b>	<b>69</b>	<b>60</b>	<b>67</b>
<b>School of the Environment</b>							
Bachelor	030104	Environmental Science	6	6	5	2	0
Master	030104	Environmental Science	1	1	3	3	2
Doctoral	030104	Environmental Science	3	1	3	2	3
<b>SCHOOL</b>			<b>10</b>	<b>8</b>	<b>11</b>	<b>7</b>	<b>5</b>



## Degrees Awarded by School/College, by Program Category

Degree Level	Program CIP	Program Name	2007-08	2008-09	2009-10	2010-11	2011-12
<b>College of Agriculture and Food Sciences</b>							
Bachelor	010000	Agricultural Science	10	12	17	9	11
Bachelor	010102	Agribusiness	9	10	7	15	9
Bachelor	010605	Landscape Design & Mgmt	1	5	9	3	8
Bachelor	010701	International Agriculture and Business	1	3	0	1	6
Bachelor	140301	Biological & Agricultural System Engineering	1	3	2	1	4
Bachelor	150201	Civil Engineering Tech	3	6	10	7	16
Bachelor	150303	Electronic Engineering Tech	6	13	7	8	10
Bachelor	150613	Manufacturing Engineering Tech	1	0	0	0	0
Bachelor	151001	Construction Engineering Tech	17	15	16	13	12
Master	010000	Agricultural Science	4	0	4	5	5
Doctoral	260702	Doctor of Philosophy in Entomology	0	0	0	2	0
<b>SCHOOL</b>			<b>53</b>	<b>67</b>	<b>72</b>	<b>64</b>	<b>81</b>
<b>School of Education</b>							
Bachelor	131202	Elementary Education	64	47	38	34	29
Bachelor	131210	Pre-Kindergarten/ Primary Education	8	4	3	1	4
Bachelor	131303	Business Education	15	7	13	7	12
Bachelor	131314	Physical Education	17	10	11	16	5
Master	130401	Educational Leadership	10	24	23	11	8
Master	131199	Counselor Education	12	7	7	10	10
Master	131201	Adult Education	0	0	1	2	0
Master	131202	Elementary Education	4	1	7	1	1
Master	131205	Secondary Education	0	1	0	0	0
Master	131305	English Education	1	1	2	1	1



## Degrees Awarded by School/College, by Program Category

Degree Level	Program CIP	Program Name	2007-08	2008-09	2009-10	2010-11	2011-12
<b>School of Education (cont)</b>							
Master	131311	Mathematics Education	6	0	1	1	1
Master	131314	Physical Education	3	2	2	12	11
Master	131317	Social Science Education	0	1	0	2	0
Master	131320	Industrial Arts and Technology Education	0	0	1	2	2
Doctoral	130401	Educational Leadership	1	5	8	3	6
<b>SCHOOL</b>			<b>141</b>	<b>110</b>	<b>117</b>	<b>103</b>	<b>90</b>
<b>School of Journalism</b>							
Bachelor	090401	Journalism	42	46	36	37	51
Bachelor	090902	Public Relations	49	29	36	39	40
Bachelor	500409	Graphic Design	21	24	21	29	31
Bachelor	500499	Graphic Communications	5	7	6	6	9
Master	090401	Journalism	3	3	1	1	2
<b>SCHOOL</b>			<b>120</b>	<b>109</b>	<b>100</b>	<b>112</b>	<b>133</b>
<b>School of Nursing</b>							
Bachelor	511601	Nursing	69	75	71	0	0
Bachelor	511601	Nursing	0	0	0	71	89
Master	511601	Nursing	1	2	5	0	0
Master	511601	Nursing	0	0	0	4	6
<b>SCHOOL</b>			<b>70</b>	<b>77</b>	<b>76</b>	<b>75</b>	<b>95</b>



# Degrees Awarded by School/College, by Program Category

Degree Level	Program CIP	Program Name	2007-08	2008-09	2009-10	2010-11	2011-12
<b>School of Engineering (FAMU/FSU)</b>							
Bachelor	140701	Chemical Engineering	3	2	3	3	5
Bachelor	140801	Civil Engineering	9	5	11	13	7
Bachelor	140901	Computer Engineering	7	10	0	2	3
Bachelor	141001	Electrical Engineering	16	14	8	4	6
Bachelor	141901	Mechanical Engineering	8	9	5	4	4
Bachelor	143501	Industrial Engineering	12	6	9	6	6
Master	140501	Biomedical Engineering	0	1	0	0	1
Master	140701	Chemical Engineering	0	0	1	0	1
Master	140801	Civil Engineering	0	0	3	1	6
Master	141001	Electrical Engineering	0	0	2	1	2
Master	141901	Mechanical Engineering	1	0	0	1	1
Master	143501	Industrial Engineering	2	3	3	2	2
Doctoral	140701	Chemical Engineering	0	0	0	1	0
Doctoral	140801	Civil Engineering	1	2	0	0	0
Doctoral	141001	Electrical Engineering	1	2	2	1	0
Doctoral	141901	Mechanical Engineering	1	2	0	2	1
Doctoral	143501	Industrial Engineering	1	0	0	0	0
<b>SCHOOL</b>			<b>62</b>	<b>56</b>	<b>47</b>	<b>41</b>	<b>45</b>

## Law School

Professional	220101	Juris Doctor	122	160	145	160	152
--------------	--------	--------------	-----	-----	-----	-----	-----





## Degrees Awarded by School/College, by Program Category

Degree Level	Program CIP	Program Name	2007-08	2008-09	2009-10	2010-11	2011-12
<b>School of Pharmacy</b>							
Master	512099	Pharmaceutical Sciences	3	1	3	3	4
Master	512201	Public Health	18	16	20	10	14
Doctoral	512099	Pharmaceutical Sciences	1	5	1	8	5
Doctoral	512201	Public Health	0	2	1	2	6
Professional	512001	Doctor of Pharmacy	150	116	140	139	135
<b>SCHOOL</b>			<b>172</b>	<b>140</b>	<b>165</b>	<b>162</b>	<b>164</b>
<b>School of Business and Industry</b>							
Bachelor	520201	Business Administration	243	262	160	154	160
Bachelor	520301	Accounting	39	34	40	35	44
Master	520201	Business Administration	68	90	55	50	38
<b>SCHOOL</b>			<b>350</b>	<b>386</b>	<b>255</b>	<b>239</b>	<b>242</b>
<b>Grand Total</b>			<b>2,033</b>	<b>2,025</b>	<b>1,911</b>	<b>1,936</b>	<b>2,077</b>



## Degrees Awarded by Degree Type, by Ethnic Origin (2011-12)

Degree Level	Program Name	Black	White	Hispanic	Asian	Am-Indian	Non Res. Alien	Multiple Races	All
Bachelor	010000- Agricultural Science	11	0	0	0	0	0	0	11
Bachelor	010102- Agribusiness	9	0	0	0	0	0	0	9
Bachelor	010605- Landscape Design & Mgmt	7	1	0	0	0	0	0	8
Bachelor	010701- International Agriculture and Business	6	0	0	0	0	0	0	6
Bachelor	040201-Architecture	29	9	4	0	1	2	0	45
Bachelor	050201-African-American Studies	3	0	0	0	0	0	0	3
Bachelor	090401-Journalism	48	0	2	1	0	0	0	51
Bachelor	090902- Public Relations	39	0	0	0	0	0	1	40
Bachelor	110101-Computer and Information Sciences	15	1	0	0	0	1	0	17
Bachelor	110103-Information Technology	1	0	0	0	0	0	0	1
Bachelor	131202-Elementary Education	28	1	0	0	0	0	0	29
Bachelor	131210-Pre-Kindergarten/ Primary Education	4	0	0	0	0	0	0	4
Bachelor	131302- Art Education	1	0	0	0	0	0	0	1
Bachelor	131303-Business Education	12	0	0	0	0	0	0	12
Bachelor	131305- English Education	3	0	0	0	0	0	0	3
Bachelor	131311- Mathematics Education	1	0	0	0	0	0	0	1
Bachelor	131312- Music Education	9	0	0	0	0	0	0	9
Bachelor	131314-Physical Education	5	0	0	0	0	0	0	5
Bachelor	131316- Science Education	2	0	0	0	0	0	0	2
Bachelor	131317- Social Science Education	5	0	0	0	0	0	0	5
Bachelor	140301- Biological & Agricultural System Engineering	4	0	0	0	0	0	0	4
Bachelor	140701-Chemical Engineering	5	0	0	0	0	0	0	5
Bachelor	140801-Civil Engineering	6	0	0	1	0	0	0	7



## Degrees Awarded by Degree Type, by Ethnic Origin (2011-12)

Degree Level	Program Name	Black	White	Hispanic	Asian	Am-Indian	Non Res. Alien	Multiple Races	All
Bachelor	140901- Computer Engineering	3	0	0	0	0	0	0	3
Bachelor	141001-Electrical Engineering	5	0	0	0	0	1	0	6
Bachelor	141901-Mechanical Engineering	4	0	0	0	0	0	0	4
Bachelor	143501-Industrial Engineering	6	0	0	0	0	0	0	6
Bachelor	150201- Civil Engineering Tech	16	0	0	0	0	0	0	16
Bachelor	150303- Electronic Engineering Tech	10	0	0	0	0	0	0	10
Bachelor	151001- Construction Engineering Tech	10	0	0	0	0	2	0	12
Bachelor	160901- French	2	0	1	0	0	0	0	3
Bachelor	160905- Spanish	4	0	0	0	0	0	0	4
Bachelor	230101- English	18	2	0	0	0	0	0	20
Bachelor	260101-Biology	61	1	0	1	0	2	1	66
Bachelor	270101- Mathematics	6	0	0	0	0	1	0	7
Bachelor	389999- Philosophy & Religion	9	0	0	0	0	0	0	9
Bachelor	400501-Chemistry	8	0	0	0	0	1	0	9
Bachelor	400801-Physics	2	1	0	0	0	0	0	3
Bachelor	420101- Psychology	102	1	1	0	0	0	0	104
Bachelor	430104-Bachelor of Criminal Justice	155	6	3	1	0	0	0	165
Bachelor	440701-Social Work	60	0	0	0	0	0	1	61
Bachelor	450601- Economics	16	0	1	1	0	1	0	19
Bachelor	451001- Political Science	66	1	1	1	0	0	0	69
Bachelor	451101- Sociology	22	0	0	0	0	0	0	22



## Degrees Awarded by Degree Type, by Ethnic Origin (2011-12)

Degree Level	Program Name	Black	White	Hispanic	Asian	Am-Indian	Non Res. Alien	Multiple Races	All
Bachelor	500409- Graphic Design	29	0	2	0	0	0	0	31
Bachelor	500499- Graphic Communications	8	0	1	0	0	0	0	9
Bachelor	500501- Theatre	15	0	0	0	0	0	0	15
Bachelor	500702- Fine Arts	4	0	0	0	0	0	0	4
Bachelor	500901- Music	12	0	0	0	0	0	0	12
Bachelor	500903- Music Performance	3	0	0	0	0	0	0	3
Bachelor	500910- Jazz Studies	3	0	0	0	0	0	0	3
Bachelor	510000- Health Science	94	3	1	1	0	0	0	99
Bachelor	510701-Health Care Administration	44	0	0	0	0	0	0	44
Bachelor	510706- Health Information Management	25	0	0	0	0	0	0	25
Bachelor	510908- Cardiopulmonary Science	27	0	0	1	0	0	0	28
Bachelor	511601-Nursing	80	6	1	1	0	0	1	89
Bachelor	520201-Business Administration	156	0	2	2	0	0	0	160
Bachelor	520301- Accounting	39	0	1	0	0	3	1	44
Bachelor	540101- History	8	0	0	0	0	0	0	8
<b>Total</b>		<b>1,385</b>	<b>33</b>	<b>21</b>	<b>11</b>	<b>1</b>	<b>14</b>	<b>5</b>	<b>1,470</b>
Master	010000- Agricultural Science	5	0	0	0	0	0	0	5
Master	030104-Environmental Science	2	0	0	0	0	0	0	2
Master	040201-Architecture	15	1	0	0	0	1	0	17
Master	040601-Master of Landscape Architecture	4	1	0	0	0	0	0	5
Master	090401-Journalism	2	0	0	0	0	0	0	2



## Degrees Awarded by Degree Type, by Ethnic Origin (2011-12)

Degree Level	Program Name	Black	White	Hispanic	Asian	Am-Indian	Non Res. Alien	Multiple Races	All
Master	110101-Computer and Information Sciences	4	0	0	0	0	1	0	5
Master	130401-Educational Leadership	8	0	0	0	0	0	0	8
Master	131199-Counselor Education	9	1	0	0	0	0	0	10
Master	131202-Elementary Education	1	0	0	0	0	0	0	1
Master	131305- English Education	1	0	0	0	0	0	0	1
Master	131311- Mathematics Education	1	0	0	0	0	0	0	1
Master	131314-Physical Education	11	0	0	0	0	0	0	11
Master	131320-Industrial Arts and Technology Education	2	0	0	0	0	0	0	2
Master	140501-Biomedical Engineering	1	0	0	0	0	0	0	1
Master	140701-Chemical Engineering	1	0	0	0	0	0	0	1
Master	140801-Civil Engineering	3	1	0	1	0	0	1	6
Master	141001-Electrical Engineering	1	0	0	0	0	1	0	2
Master	141901-Mechanical Engineering	1	0	0	0	0	0	0	1
Master	143501-Industrial Engineering	2	0	0	0	0	0	0	2
Master	260101-Biology	8	0	0	0	0	0	0	8
Master	400501-Chemistry	6	0	0	0	0	0	0	6
Master	400801-Physics	1	0	0	0	0	0	0	1
Master	420401- Community Psychology	10	0	0	0	0	0	0	10
Master	440701-Social Work	20	0	0	0	0	0	0	20
Master	450101-Social Sciences	68	1	0	0	0	0	0	69
Master	510701-Health Care Administration	9	0	0	0	0	1	0	10
Master	511601-Nursing	6	0	0	0	0	0	0	6
Master	512099-Pharmaceutical Sciences	4	0	0	0	0	0	0	4
Master	512201-Public Health	13	1	0	0	0	0	0	14



## Degrees Awarded by Degree Type, by Ethnic Origin (2011-12)

Degree Level	Program Name	Black	White	Hispanic	Asian	Am-Indian	Non Res. Alien	Multiple Races	All
Master	512306- Occupational Therapy	1	0	0	0	0	0	0	1
Master	520201-Business Administration	38	0	0	0	0	0	0	38
<b>Total</b>		<b>258</b>	<b>6</b>	<b>0</b>	<b>1</b>	<b>0</b>	<b>4</b>	<b>1</b>	<b>270</b>
<b>Specialist</b>	<b>421701-School Psychology</b>	<b>6</b>	<b>0</b>	<b>0</b>	<b>0</b>	<b>0</b>	<b>0</b>	<b>0</b>	<b>6</b>
Research Doc.	030104-Environmental Science	3	0	0	0	0	0	0	3
Research Doc.	130401-Educational Leadership	6	0	0	0	0	0	0	6
Research Doc.	141901-Mechanical Engineering	1	0	0	0	0	0	0	1
Research Doc.	400801-Physics	1	1	0	0	0	0	0	2
Research Doc.	512099-Pharmaceutical Sciences	5	0	0	0	0	0	0	5
Research Doc.	512201-Public Health	6	0	0	0	0	0	0	6
<b>Total</b>		<b>22</b>	<b>1</b>	<b>0</b>	<b>0</b>	<b>0</b>	<b>0</b>	<b>0</b>	<b>23</b>
Prof. Doc.	220101-Juris Doctor	64	55	22	10	1	0	0	152
Prof. Doc.	512001-Doctor of Pharmacy	94	21	4	13	0	1	2	135
Prof. Doc.	512308-Physical Therapy	18	2	0	1	0	0	0	21
<b>Total</b>		<b>176</b>	<b>78</b>	<b>26</b>	<b>24</b>	<b>1</b>	<b>1</b>	<b>2</b>	<b>308</b>
<b>Grand Total</b>		<b>1,847</b>	<b>118</b>	<b>47</b>	<b>36</b>	<b>2</b>	<b>19</b>	<b>8</b>	<b>2,077</b>



# Degrees Awarded by Degree Type, by Gender (2011-12)

		Female	Male	All
Bachelor	010000- Agricultural Science	7	4	11
Bachelor	010102- Agribusiness	3	6	9
Bachelor	010605- Landscape Design & Mgmt	0	8	8
Bachelor	010701- International Agri. and Bus.	2	4	6
Bachelor	040201-Architecture	12	33	45
Bachelor	050201-African-American Studies	2	1	3
Bachelor	090401-Journalism	39	12	51
Bachelor	090902- Public Relations	31	9	40
Bachelor	110101-Computer and Information Sci.	5	12	17
Bachelor	110103-Information Technology	1	0	1
Bachelor	131202-Elementary Education	24	5	29
Bachelor	131210-Pre-Kindergarten/ Primary Edu.	3	1	4
Bachelor	131302- Art Education	1	0	1
Bachelor	131303-Business Education	7	5	12
Bachelor	131305- English Education	3	0	3
Bachelor	131311- Mathematics Education	1	0	1
Bachelor	131312- Music Education	4	5	9
Bachelor	131314-Physical Education	3	2	5
Bachelor	131316- Science Education	2	0	2
Bachelor	131317- Social Science Education	0	5	5
Bachelor	140301- Biological & Agricultural Sys.Eng.	2	2	4
Bachelor	140701-Chemical Engineering	4	1	5
Bachelor	140801-Civil Engineering	0	7	7
Bachelor	140901- Computer Engineering	0	3	3
Bachelor	141001-Electrical Engineering	1	5	6
Bachelor	141901-Mechanical Engineering	1	3	4
Bachelor	143501-Industrial Engineering	2	4	6
Bachelor	150201- Civil Engineering Tech	6	10	16
Bachelor	150303- Electronic Engineering Tech	3	7	10
Bachelor	151001- Construction Engineering Tech	2	10	12
Bachelor	160901- French	2	1	3
Bachelor	160905- Spanish	4	0	4
Bachelor	230101- English	17	3	20
Bachelor	260101-Biology	46	20	66



# Degrees Awarded by Degree Type, by Gender (2011-12)

		Female	Male	All
Bachelor	270101- Mathematics	2	5	7
Bachelor	389999- Philosophy & Religion	4	5	9
Bachelor	400501-Chemistry	8	1	9
Bachelor	400801-Physics	1	2	3
Bachelor	420101- Psychology	87	17	104
Bachelor	430104-Bachelor of Criminal Justice	88	77	165
Bachelor	440701-Social Work	52	9	61
Bachelor	450601- Economics	7	12	19
Bachelor	451001- Political Science	37	31	69
Bachelor	451101- Sociology	13	9	22
Bachelor	500409- Graphic Design	12	19	31
Bachelor	500499- Graphic Communications	5	4	9
Bachelor	500501- Theatre	11	4	15
Bachelor	500702- Fine Arts	2	2	4
Bachelor	500901- Music	4	8	12
Bachelor	500903- Music Performance	1	2	3
Bachelor	500910- Jazz Studies	1	2	3
Bachelor	510000- Health Science	77	22	99
Bachelor	510701-Health Care Administration	35	9	44
Bachelor	510706- Health Information Managemen	21	4	25
Bachelor	510908- Cardiopulmonary Science	21	7	28
Bachelor	511601-Nursing	86	3	89
Bachelor	520201-Business Administration	89	71	160
Bachelor	520301- Accounting	23	21	44
Bachelor	540101- History	2	6	8
<b>Total</b>		<b>929</b>	<b>540</b>	<b>1,470</b>
Master	010000- Agricultural Science	4	1	5
Master	030104-Environmental Science	1	1	2
Master	040201-Architecture	4	13	17
Master	040601-Master of Landscape Architecture	3	2	5
Master	090401-Journalism	2	0	2
Master	110101-Computer and Information Sci.	2	3	5
Master	130401-Educational Leadership	6	2	8
Master	131199-Counselor Education	8	2	10





## Degrees Awarded by Degree Type, by Gender (2011-12)

		Female	Male	All
Master	131202-Elementary Education	1	0	1
Master	131305- English Education	1	0	1
Master	131311- Mathematics Education	1	0	1
Master	131314-Physical Education	1	10	11
Master	131320-Industrial Arts and Tech. Edu.	1	1	2
Master	140501-Biomedical Engineering	1	0	1
Master	140701-Chemical Engineering	1	0	1
Master	140801-Civil Engineering	3	3	6
Master	141001-Electrical Engineering	0	2	2
Master	141901-Mechanical Engineering	0	1	1
Master	143501-Industrial Engineering	1	1	2
Master	260101-Biology	6	2	8
Master	400501-Chemistry	4	2	6
Master	400801-Physics	0	1	1
Master	420401- Community Psychology	9	1	10
Master	440701-Social Work	18	2	20
Master	450101-Social Sciences	49	20	69
Master	510701-Health Care Administration	8	2	10
Master	511601-Nursing	6	0	6
Master	512099-Pharmaceutical Sciences	3	1	4
Master	512201-Public Health	11	3	14
Master	512306- Occupational Therapy	1	0	1
Master	520201-Business Administration	22	16	38
<b>Total</b>		<b>178</b>	<b>92</b>	<b>270</b>
<b>Specialist</b>	<b>421701-School Psychology</b>	<b>5</b>	<b>1</b>	<b>6</b>



## Degrees Awarded by Degree Type, by Gender (2011-12)

		Female	Male	All
Research Doc.	030104-Environmental Science	3	0	3
Research Doc.	130401-Educational Leadership	6	0	6
Research Doc.	141901-Mechanical Engineering	0	1	1
Research Doc.	400801-Physics	0	2	2
Research Doc.	512099-Pharmaceutical Sciences	2	3	5
Research Doc.	512201-Public Health	4	2	6
<b>Total</b>		<b>15</b>	<b>8</b>	<b>23</b>
Prof. Doc.	220101-Juris Doctor	82	70	152
Prof. Doc.	512001-Doctor of Pharmacy	87	48	135
Prof. Doc.	512308-Physical Therapy	18	3	21
Total		187	121	308
<b>Grand Total</b>		<b>1,314</b>	<b>762</b>	<b>2,077</b>

